


SPOTLIGHT ON

OU



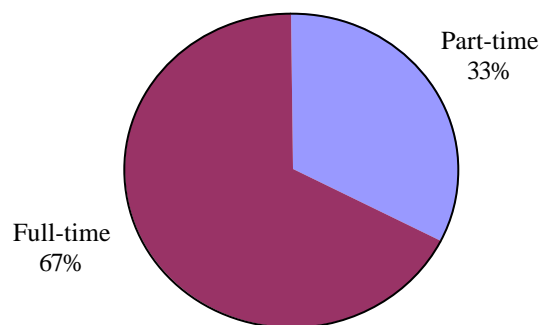
“Part-timers Continue to Replace Full-timers On College Faculties”
Chronicle of Higher Education (January 28, 2000)

Prepared by Kay Palmer

The trend towards hiring fewer full-time professors and more part-timers is continuing in higher education, according to a study recently released by the US Department of Education. The study is based on the Fall Staff survey conducted by the department, every two years, as a component of IPEDS (Integrated Postsecondary Education Data Systems).

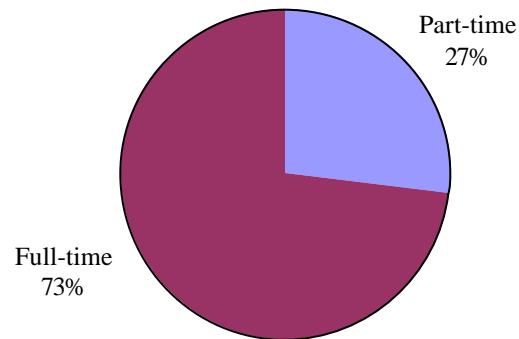
The latest study of 4,093 institutions shows that they hired more faculty, both full and part-time, than in the previous two years but two thirds of those hired were part-time. This continues a trend in place since 1970 when only 22% of faculty worked part-time. By 1997, that proportion had almost doubled to 42.5%. Overall, at four-year institutions in 1997, 67.4% of faculty worked full-time while 32.6% were part-time.

All Four Year Institutions



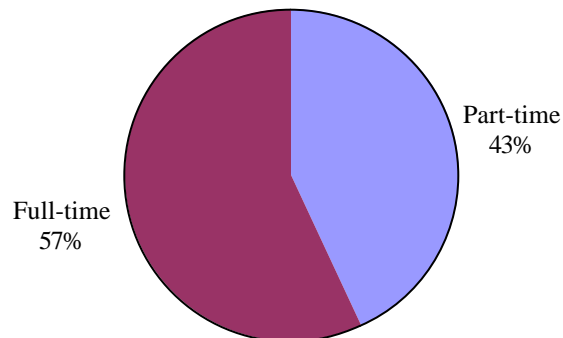
The percentages are higher at private four-year institutions where nearly 40% work part-time compared with state universities where typically they make up little more than a quarter of faculty.

All Four Year Public Institutions



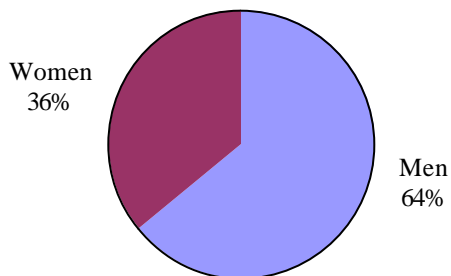
Data for OU for fall 1999 shows a similar pattern with 57% of faculty full-time and 43% part-time. This percentage has increased from 36% part-time in 1988, but is slightly down from a high of 44% in 1998.

OU Faculty, Fall 1999

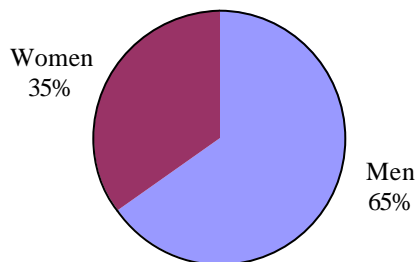


The study also showed that women make up 36% of the full-time faculty; a proportion expected to increase as women now earn nearly 50% of PhDs awarded to Americans. Forty-seven percent of all part-timers are women. At OU, 35% of the full-time faculty and 53% of the part-timers are women.

All Four Year Institutions Full-time Faculty



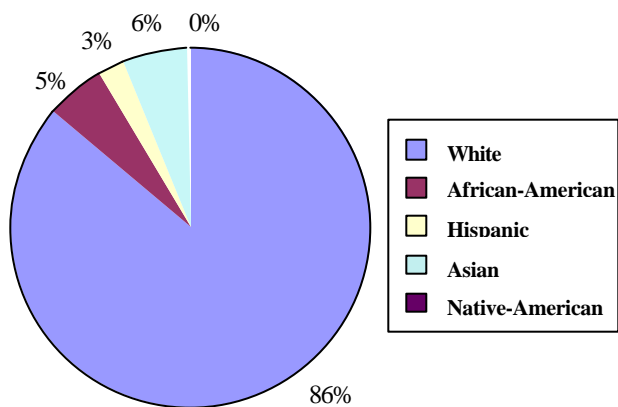
OU Full Time Faculty, Fall 1999



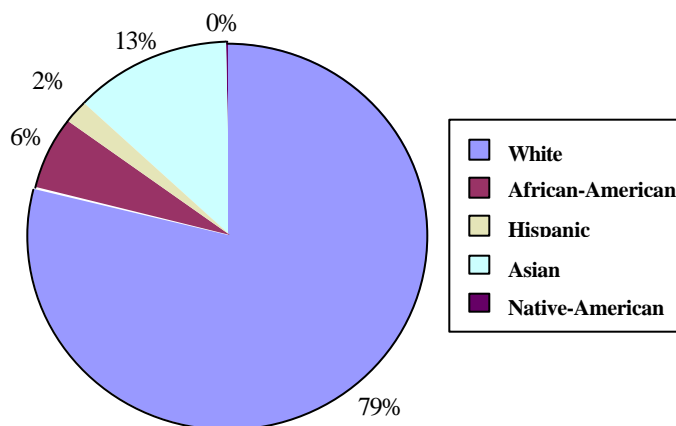
Eighty-six percent of full-time professors in 1997 were White, 4.9% were African-American, 2.6% were Hispanic, 5.5% Asian with 0.4% Native American or Alaskan and 2.3% Non-Resident Aliens.

In comparison at OU, 79% of full-time faculty were White, 6% African-American, 2% Hispanic, 12.7% Asian with 0.4% Native American or Alaskan.

All Four Year Institutions Full-time Faculty Ethnicity



OU Full-time Faculty, Fall 1999



Source: US Dept. Of Education, National Center for Educational Statistics IPEDS "Fall Staff" Survey 1997

NB. OU data is the most recent data available, from Fall 1999.