


Shared Data Training via E-space login instructions



The screenshot shows the 'Oakland E-space' login interface. At the top left, there is a header with 'Home' and 'Log in to the site'. On the right side, there is a 'Log in' section with a 'Username' field followed by '@oakland.edu', a 'Password' field, a checkbox for 'Remember username', and a 'Log in' button.

✓ LOG IN



The screenshot shows the dashboard after logging in. It is divided into two main sections: 'NAVIGATION' on the left and 'COURSE OVERVIEW' on the right. The 'NAVIGATION' section includes a 'Dashboard' menu with 'Site home' and 'Site pages', and a 'My courses' section with a list of courses: 'OU-IB Teacher Development', 'Graduate Admissions', 'Integrative Studies', 'shareddatatraining' (highlighted in yellow), 'IDTPP', 'finaidtraining', 'bannertrainingresources', 'registrarbannertraining', 'Management Resources', and 'introleanthinking'. The 'COURSE OVERVIEW' section has three main categories: 'ACADEMIC PERMANENT RESOURCES' with 'OU-IB Teacher Development' and 'Graduate Admissions Advising Group'; 'DEPARTMENT ASSESSMENTS' with 'Integrative Studies'; and 'ADMINISTRATIVE PERMANENT RESOURCES' with 'Shared Data Training' (highlighted in yellow).

✓ CLICK 'SHARED DATA TRAINING'


Data Entry Standards for Ellucian Banner Users

Welcome to the training for Data Entry Standards for Ellucian Banner Users.





Please open and review the training module located below entitled: **Data Entry Standards PowerPoint for Ellucian Banner Users**.

The training will take between 30 and 60 minutes to complete.

After you feel comfortable with the information in the training, please click on the link to take the exam. Be sure to click **Submit All** and **Finish** when you are ready to answer the fifteen questions.

 Announcements

Topic 1

-  **Data Entry Standards Training PowerPoint**
-  Data Custodianship Table
-  **Shared Data Exam**
-  Data Entry Standards Manual

- ✓ Select the first option, 'Data Entry Standards PowerPoint'
- ✓ When you are ready take the exam