



**Moving Forward**



## Student Affairs Departments

Career Services

Center for Multicultural Initiatives

Center for Student Activities

Dean of Students

Disability Support Services

First Year Advising Center

Gender & Sexuality Center

Graham Health Center

ID Card Office

Oakland Center

Orientation & New Student Programs

OU Counseling Center

Pre-College Programs

Project Upward Bound

Student Technology Center

The Tutoring Center

University Housing

University Recreation and Well-Being

Veterans Support Services





## Mission, Passion & Values

### MISSION STATEMENT

**Student Affairs provides intentional opportunities for the development of engaged learners, critical thinkers, & global citizens.**

### PASSION STATEMENT

**Student Affairs creates diverse and inclusive opportunities leading students toward achievement of educational & career pursuits, self-discovery, social and personal well-being.**

---

### CORE VALUES

**CREATE WOW THROUGH STUDENT ENGAGEMENT**

**EMPOWER STAFF AND STUDENTS TO DRIVE AND MAKE CHANGE**

**BUILD A POSITIVE TEAM THROUGH COLLABORATION**

**FOSTER AN INCLUSIVE ENVIRONMENT**



## Divisional Goals

### Oakland University Goal #1

Foster student success through a robust teaching and learning environment and comprehensive student services.

#### Division Strategic Priorities:

- 1.1 Increase the retention rate for full-time students.
- 1.2 Increase graduation rates.
- 1.5 Improve support of student learning, persistence and success by improving the student/adviser ratio and increasing the number of professional staff in areas of direct and targeted student support.
- 1.6 Increase the proportion of underrepresented minorities within the faculty and staff to more closely reflect the student body.
- 1.8 Increase endowments to support scholarship for students.

### Oakland University Goal #3

Become a leader in serving the needs and aspirations of our communities and region through expanded community relationships, institutional reputation and visibility and engagement.

#### Student Affairs Division Support Goals:

- 3.1 Increase student internship and experiential learning activities.
- 3.2 Increase the number of students involved in community service and engagement activities.
- 3.5 Expand connections with alumni.
- 3.6 Increase the number of partnerships with businesses and corporations.
- 3.7 Increase the number of community partnerships.
- 3.8 Apply for and attain the Carnegie Community Engagement Designation.



Student Affairs Leadership



**Glenn McIntosh**  
Vice President  
Student Affairs



**Nancy Schmitz**  
Assistant Vice President for  
Student Affairs and  
Dean of Students



**Lori Marsh**  
Administrative Assistant  
Student Affairs



**Wayne Thibodeau**  
Senior Director  
Career Services



**Omar Brown-El**  
Senior Director  
Center for Multicultural  
Initiatives



**Jean Ann Miller**  
Senior Director  
Center for Student  
Activities & Leadership  
Development



**Jessie Hurse**  
Assistant Dean of Students



**Michael Wadsworth**  
Assistant Dean of Students  
Deputy Title IX Coordinator



**Michael Wadsworth**  
Interim Director  
Disability Support Services




**Sara Webb**  
Director  
First Year Advising Center



**Grace Wojcik**  
Coordinator  
Gender and Sexuality Center



**Maryanne Swanson**  
Director  
Graham Health Center




**Don Ritenburgh**  
Director  
ID Card Office



**Christopher Reed**  
Director  
Oakland Center



**Yoel Joa**  
Assistant Director  
Orientation & New Student  
Programs



**David Schwartz**  
Director  
OU Counseling Center



**Reginald McCloud**  
Director  
Pre-College Programs



**Geraldine Graham**  
Director  
Project Upward Bound



**Lenardo Debiaggi**  
Senior Director  
Student Affairs  
Information Technology



**Beth DeVerna**  
Director  
Tutoring Center



**Jim Zentmeyer**  
Director  
University Housing



**Greg Jordan**  
Director  
University Recreation and  
Well-Being



**Eric Wuestenberg**  
Veteran Liaison  
Veterans Support Services

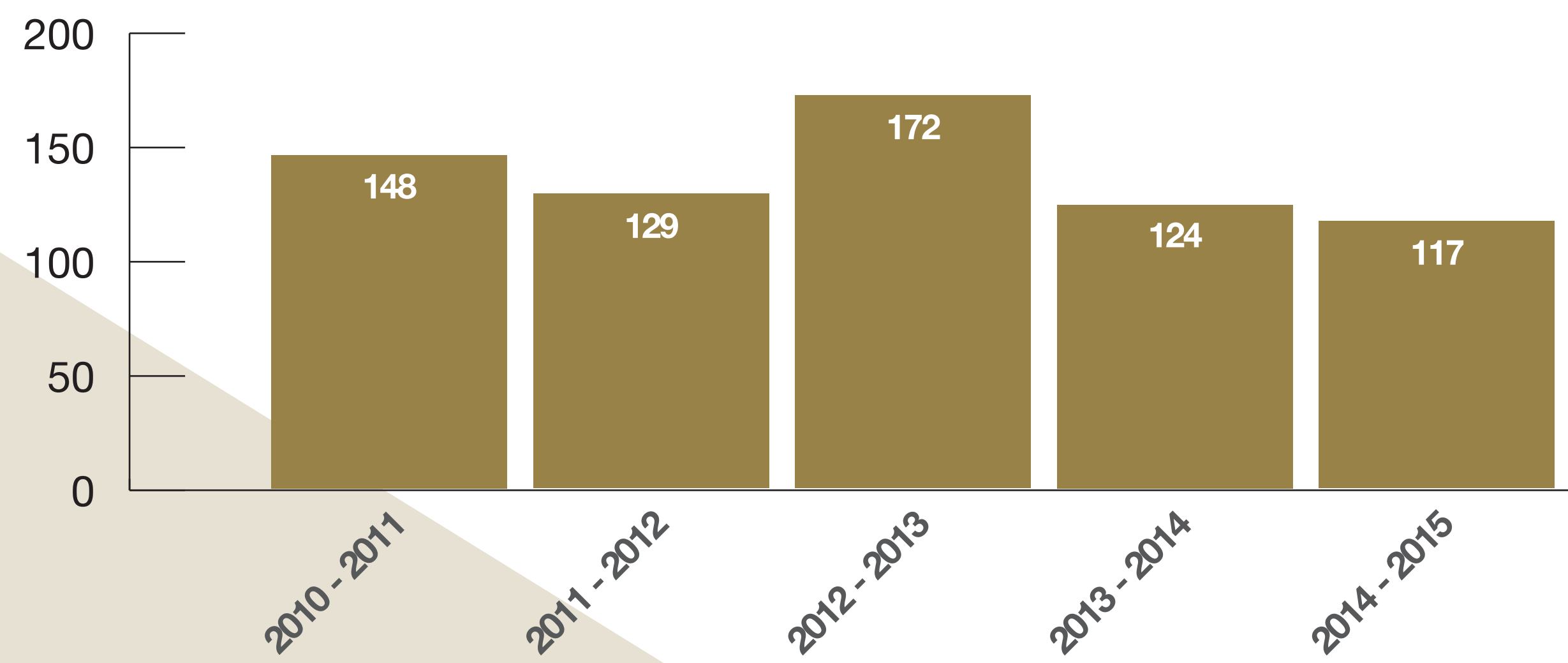


**STUDENT AFFAIRS  
DEPARTMENTS AT A GLANCE**

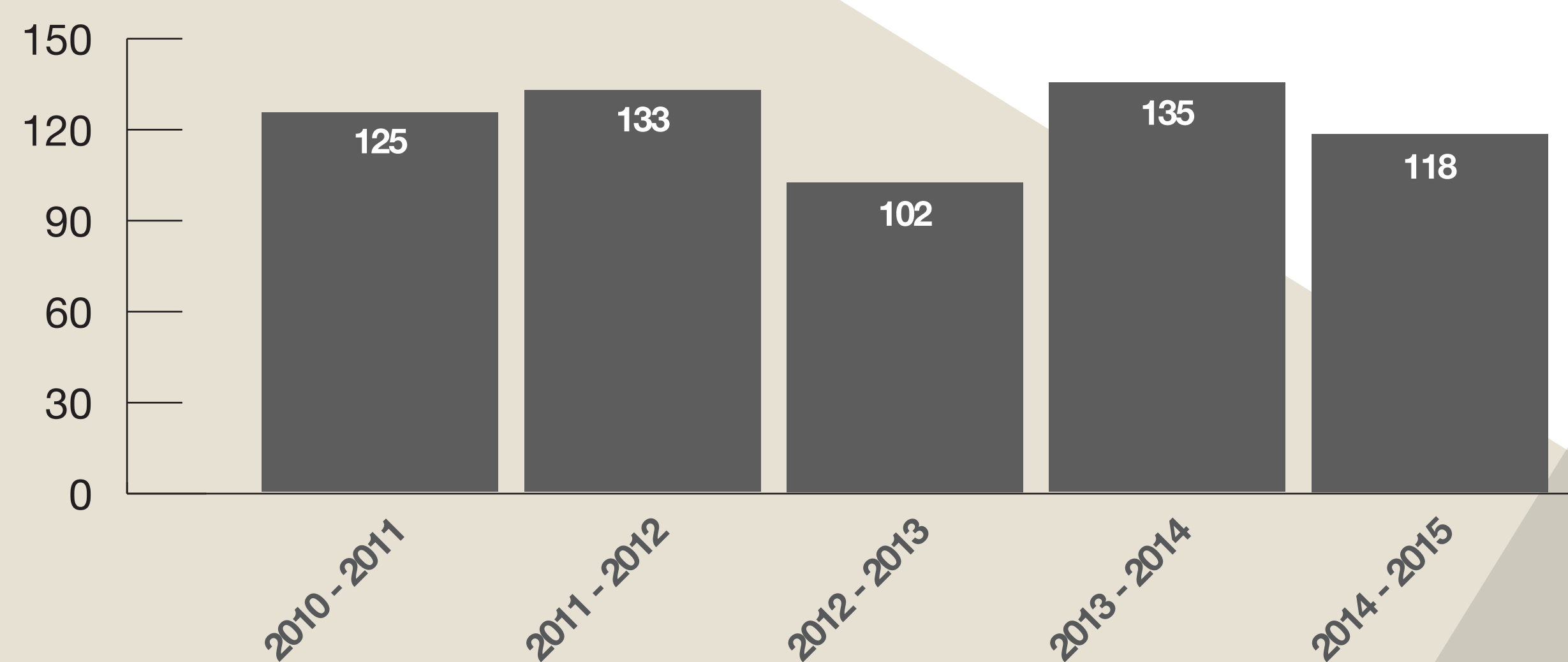
## Dean of Students




Academic Conduct Student Count



Non-Academic Conduct Student Count



Student Advocacy



Upholds Civility  
& Inclusion




Student Conduct



Crisis Intervention




Title IX



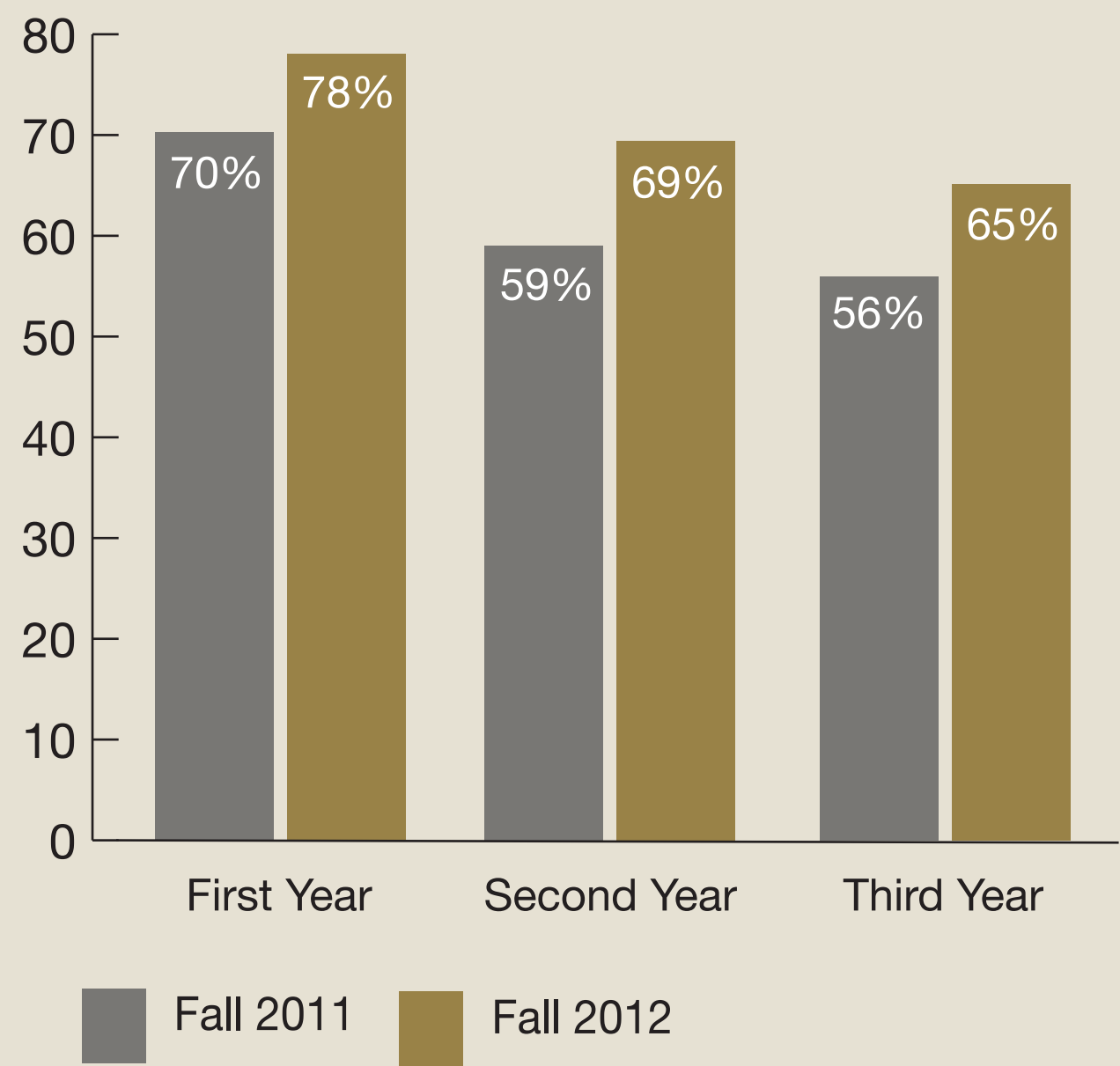
Wilson Awards  
Human Relations Award



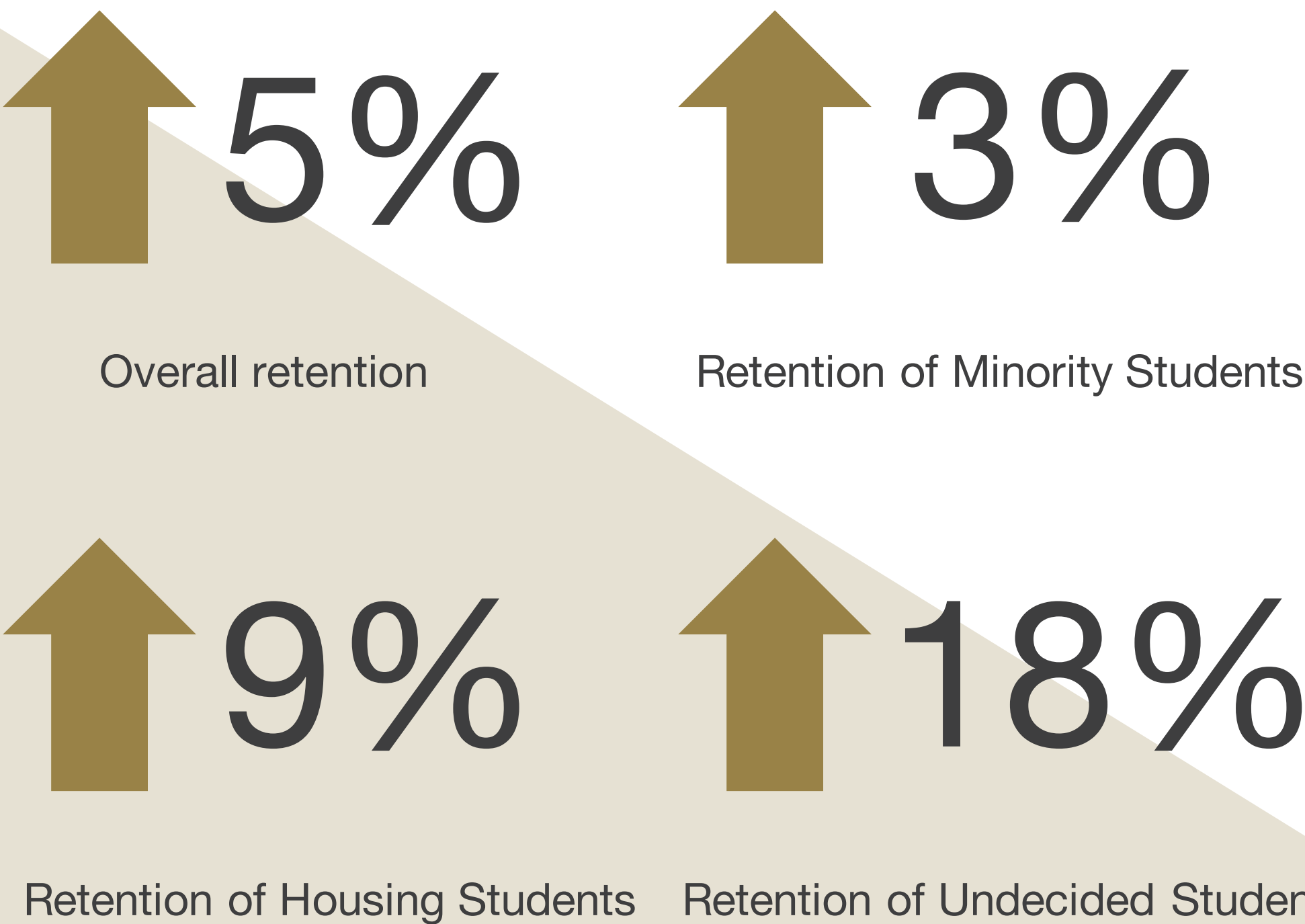
First Year Advising Center

 Intentional and intrusive model

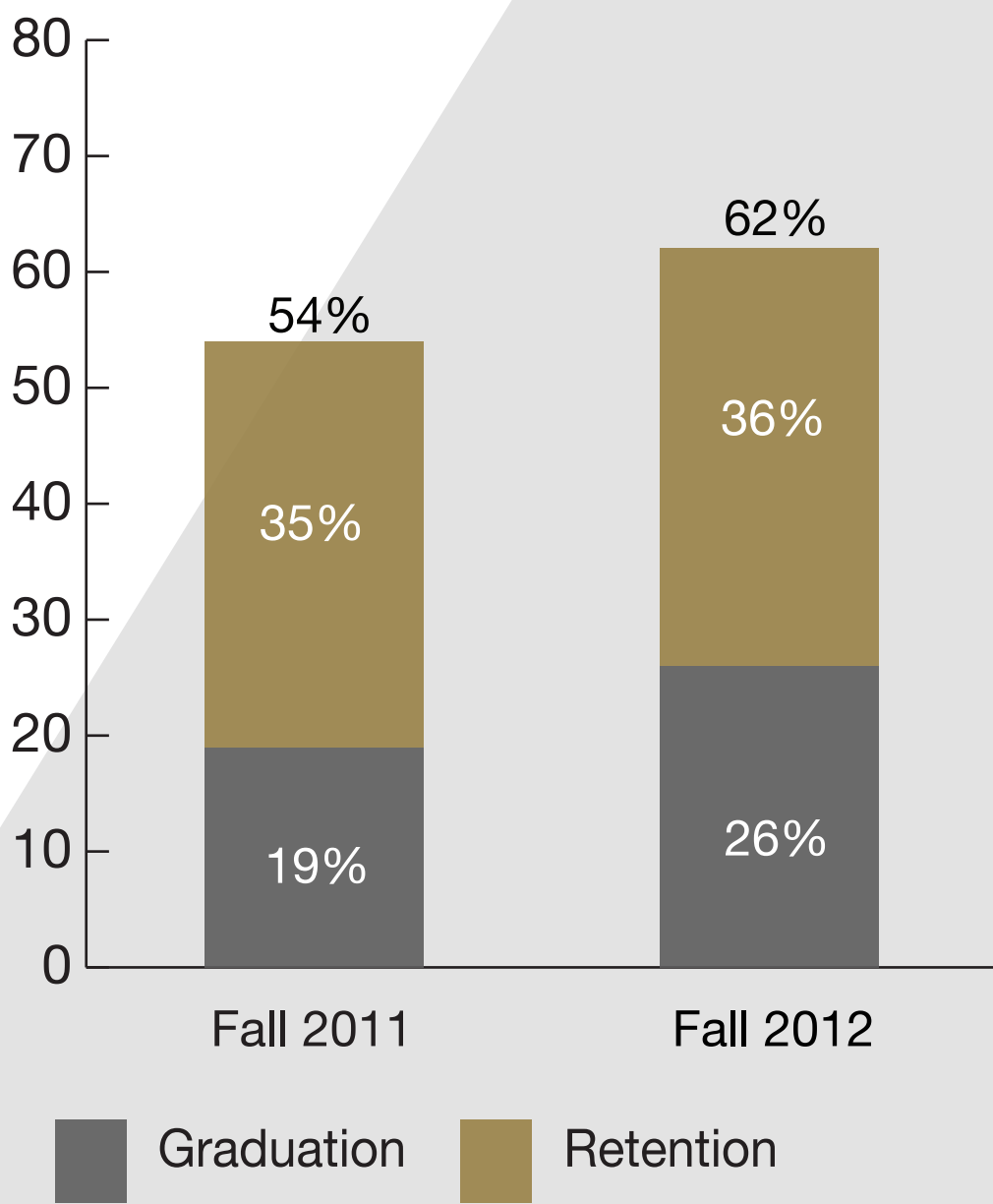
Growing retention impact



Change in full-time freshmen entering OU in  
Fall 2011 vs. Fall 2015



Fourth Year  
Retention & Graduation





## Housing



Higher retention and greater engagement in university life



2,700 students in the residence halls

6

Unique learning communities

100%

Occupancy rate



Attendance of student success academic activities



### Oak View Hall

Opened Fall of 2014  
500 beds



Home of the Honors College



### Southern Housing & Dining Complex

750 beds  
Grand opening Fall 2018

25%

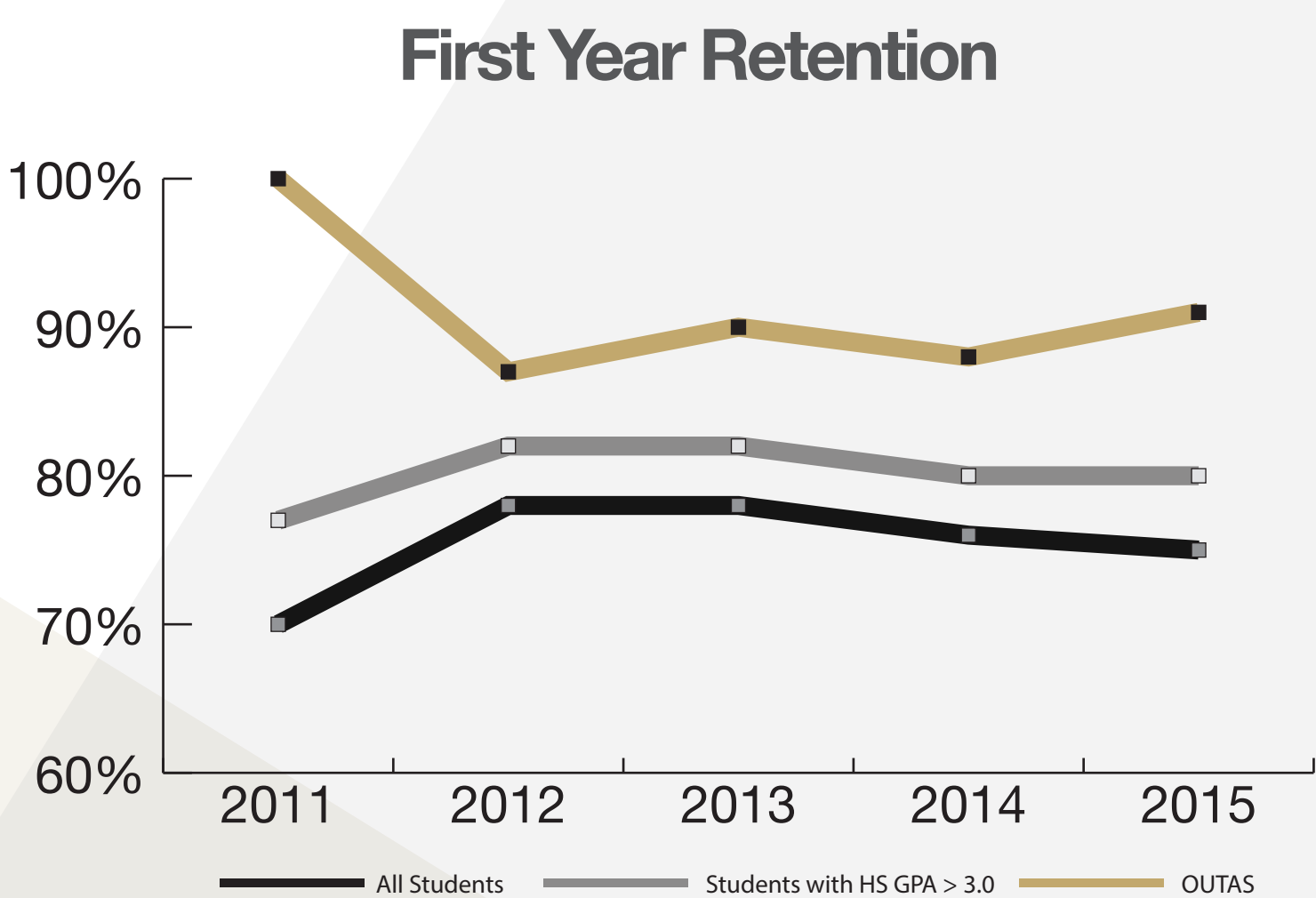
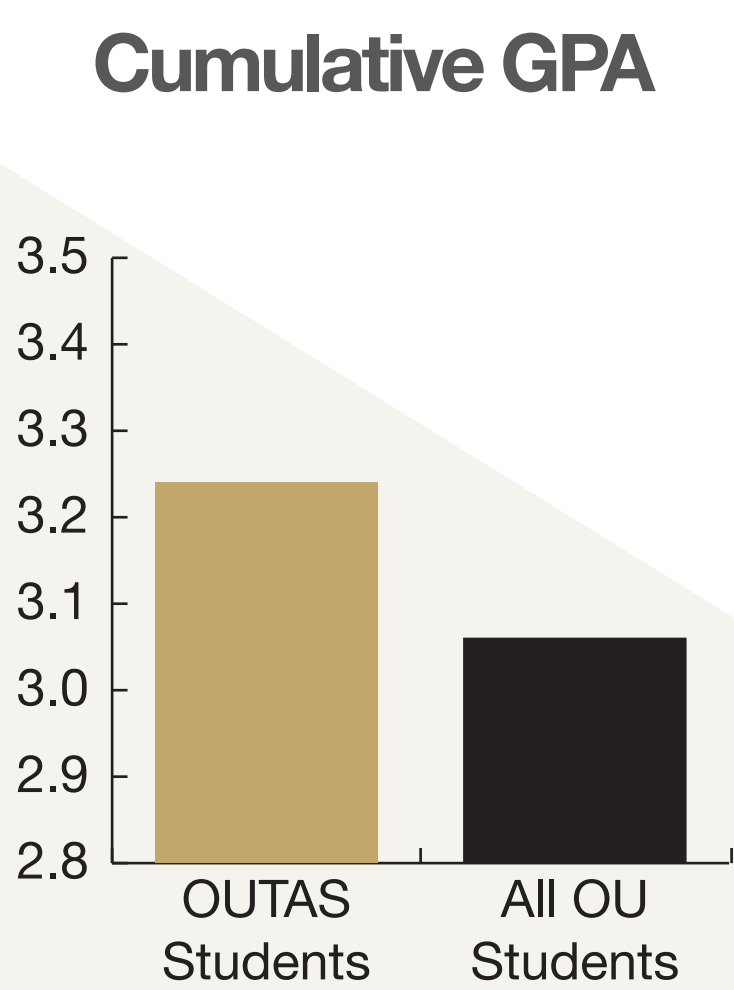
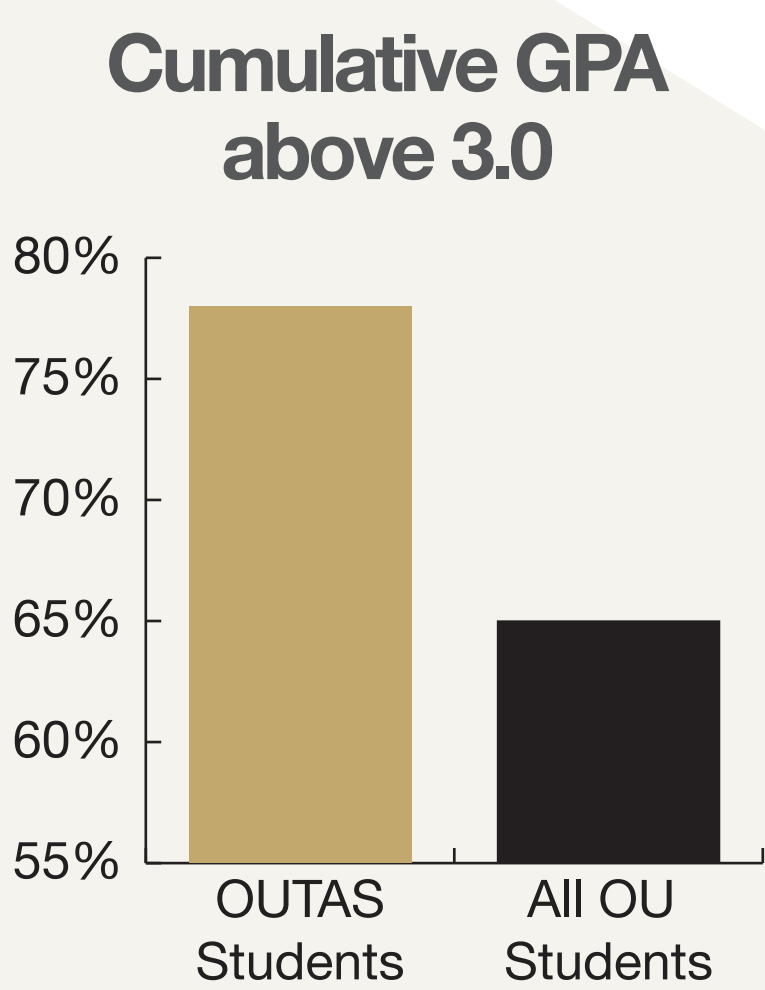
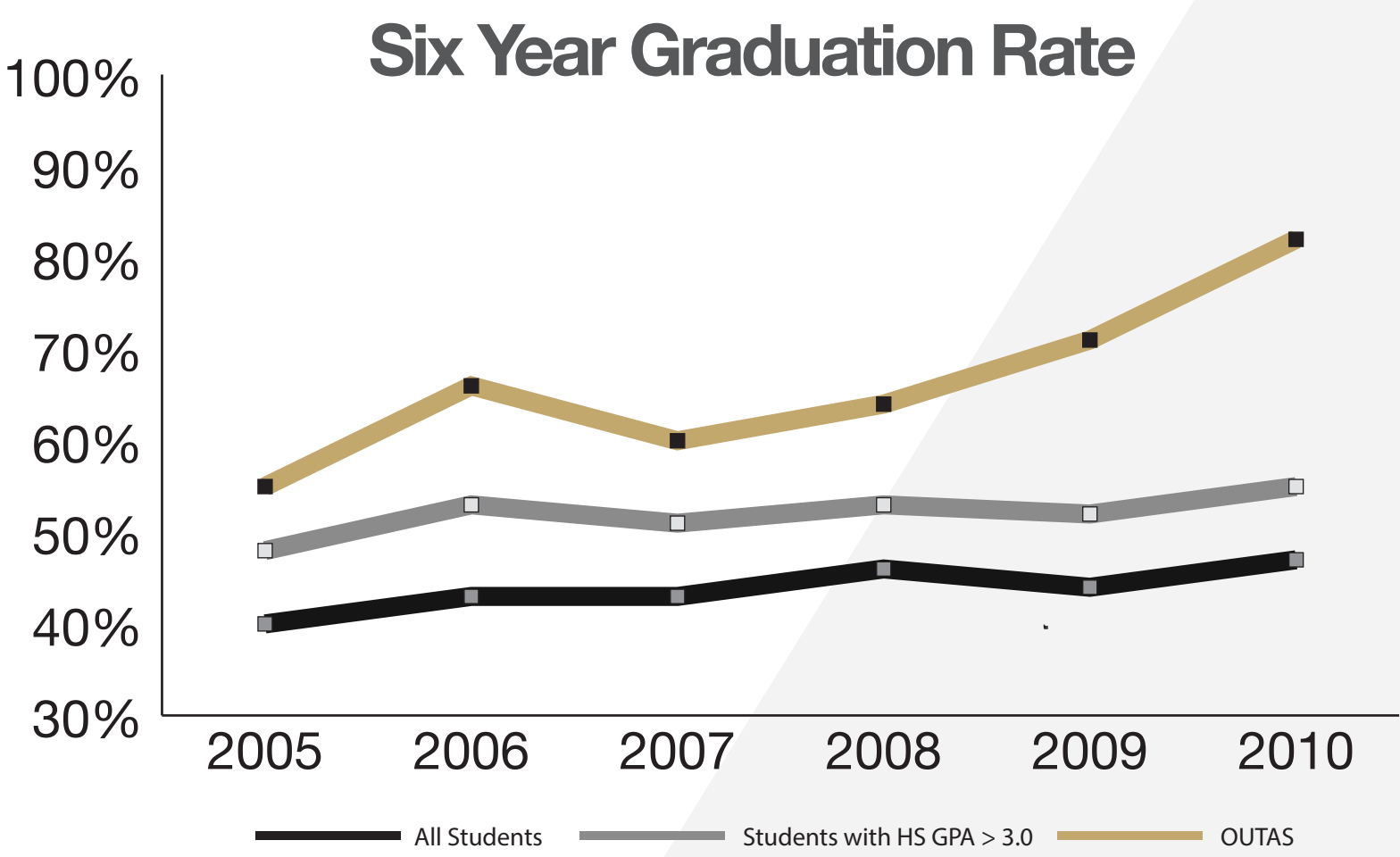
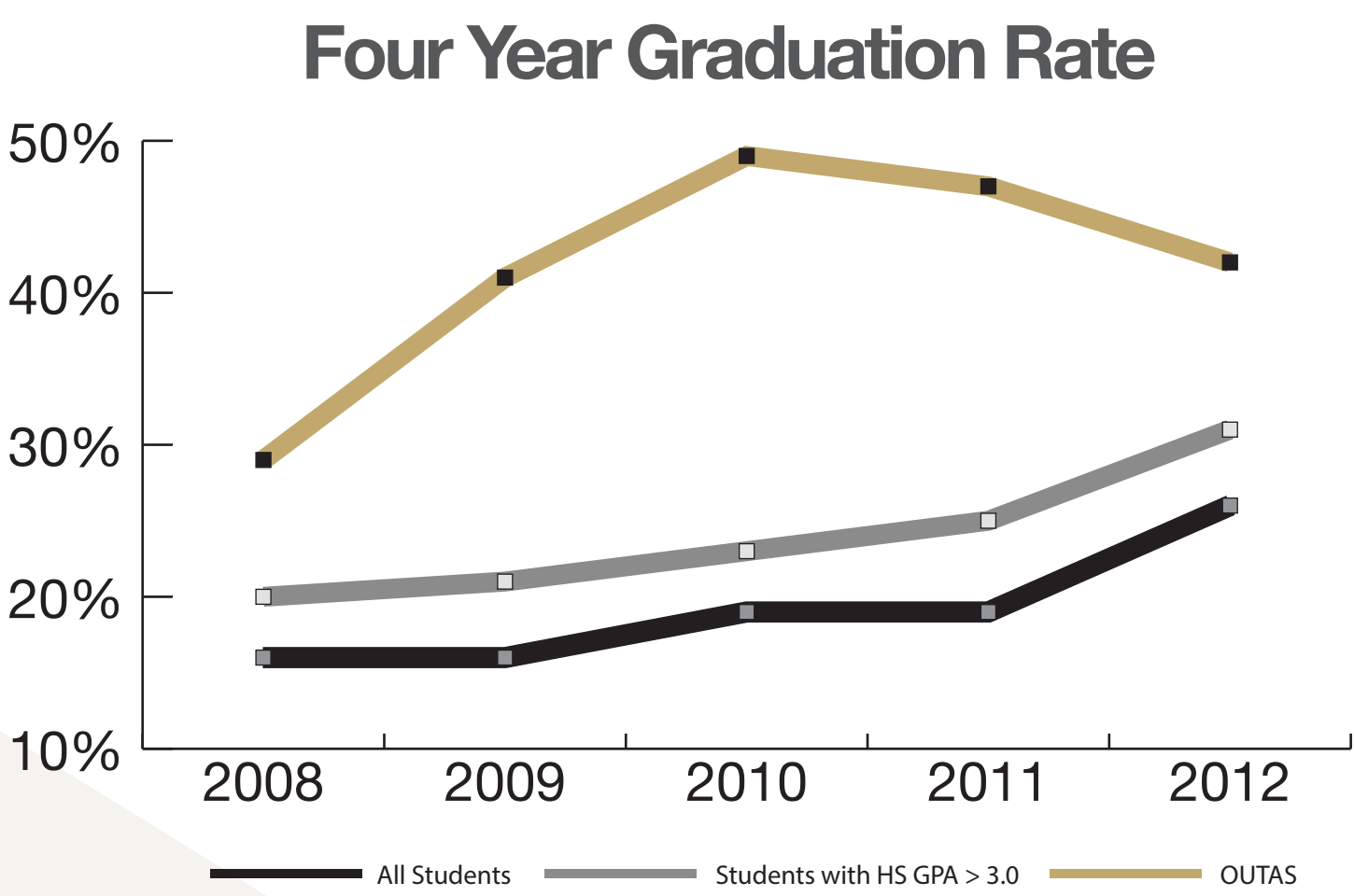
Projected increase in number of residential students



Diversity  
- Center for Multicultural Initiatives



OUTAS (Oakland University Trustee Academic Success)

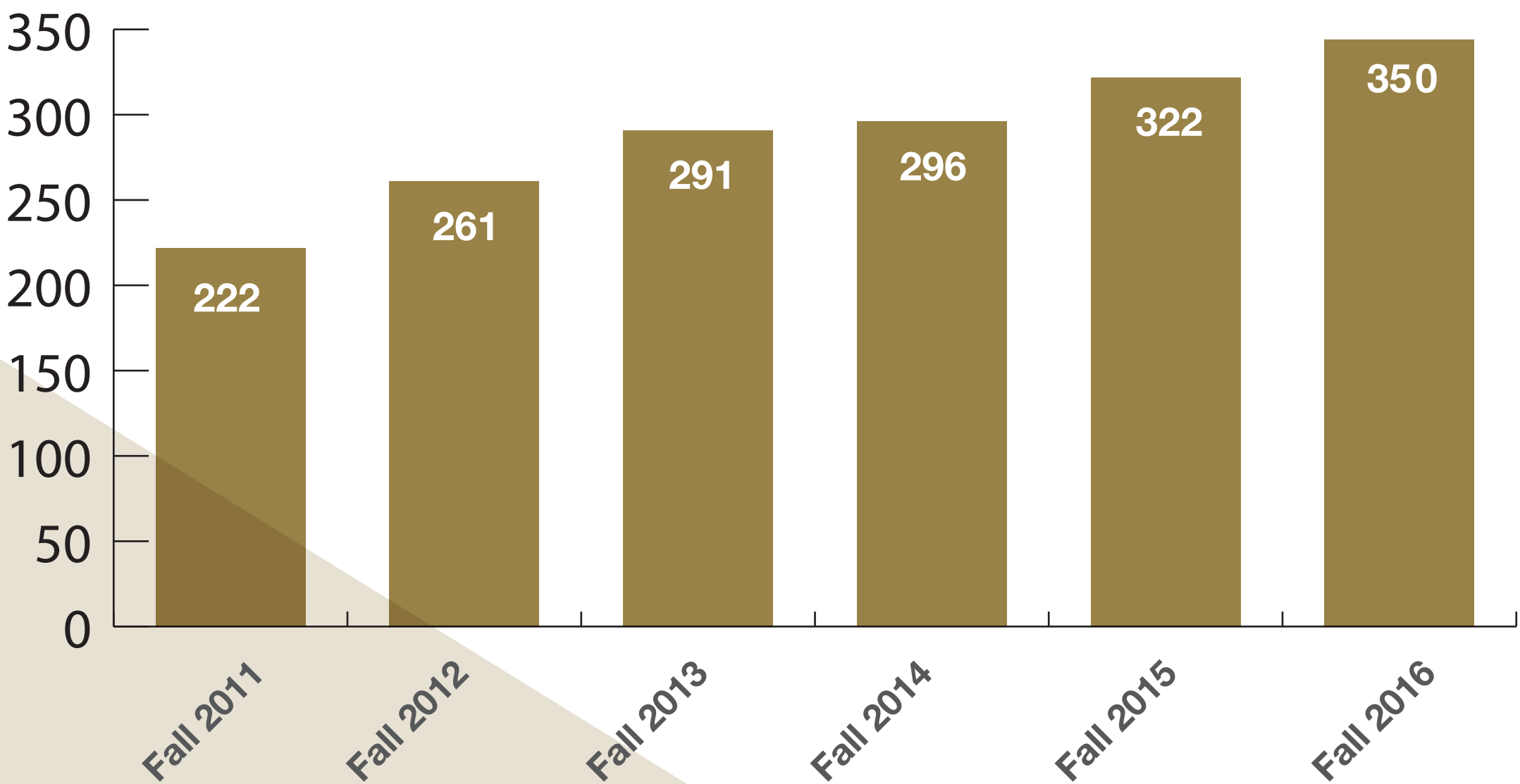





Veterans Support Services



Veterans, service members, and dependents of veterans



“Military Friendly School”  
for six consecutive years



Member of the  
Consortium of Michigan  
Veterans Educators



Blue Ribbon School



Guarantee the '8 keys'  
to success at  
Oakland University





## College Readiness and Pipeline Programs

### Project Upward Bound

Helps 133 students per year

50 year anniversary

- Longest running program of it's kind in the nation

Federally-funded

### Pre-College Programs

Academic, social, career, and cultural enrichment programs

3,000+ visits



Health and Wellness


OU Counseling Center



**OUCC ratio: 1 staff per 3,766 students**

- 5.5 FTE Psychologists
- 2.0 FTE Interns
- National average: 1 staff per 2,000 students

2015-2016 Academic Year



Graham Health Center



**Nurse Practitioner model with Consulting Physicians**

**Part-time Psychiatrist**

**2.0 FTE Clinicians**

**Acute healthcare**

**Health education**

**Disease prevention**

2015-2016 Academic Year

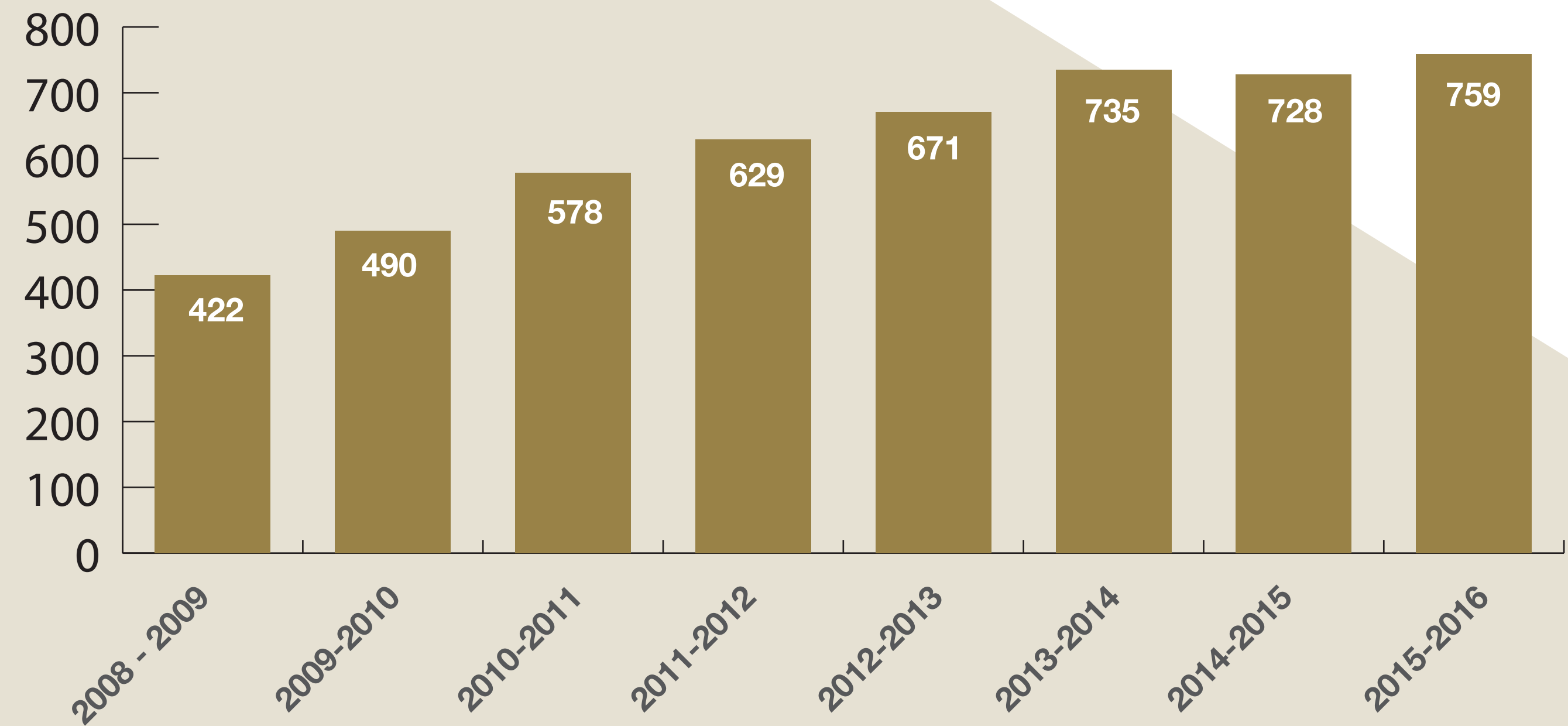




Diversity  
- Disability Support Services

Advocacy and assistance for students with disabilities

Population Trend since 2008



Disabled Students 2015-2016

|                                       |     |
|---------------------------------------|-----|
| ADD & ADHD                            | 228 |
| Psychological/Autism/Aspergers        | 184 |
| Medical                               | 169 |
| Learning Disability                   | 113 |
| Blind & Visually Impaired             | 21  |
| Hearing Impaired/Deaf/Hard of Hearing | 17  |
| Closed Head Injury                    | 15  |
| Mobility/Physical                     | 9   |
| Cognitive Impaired                    | 1   |
| Short Term                            | 2   |

|       |     |
|-------|-----|
| Total | 759 |
|-------|-----|



Tutoring Center - Supplemental Instruction

SI Impact

.81

Overall increase in GPA across disciplines

GPA of SI vs. No SI

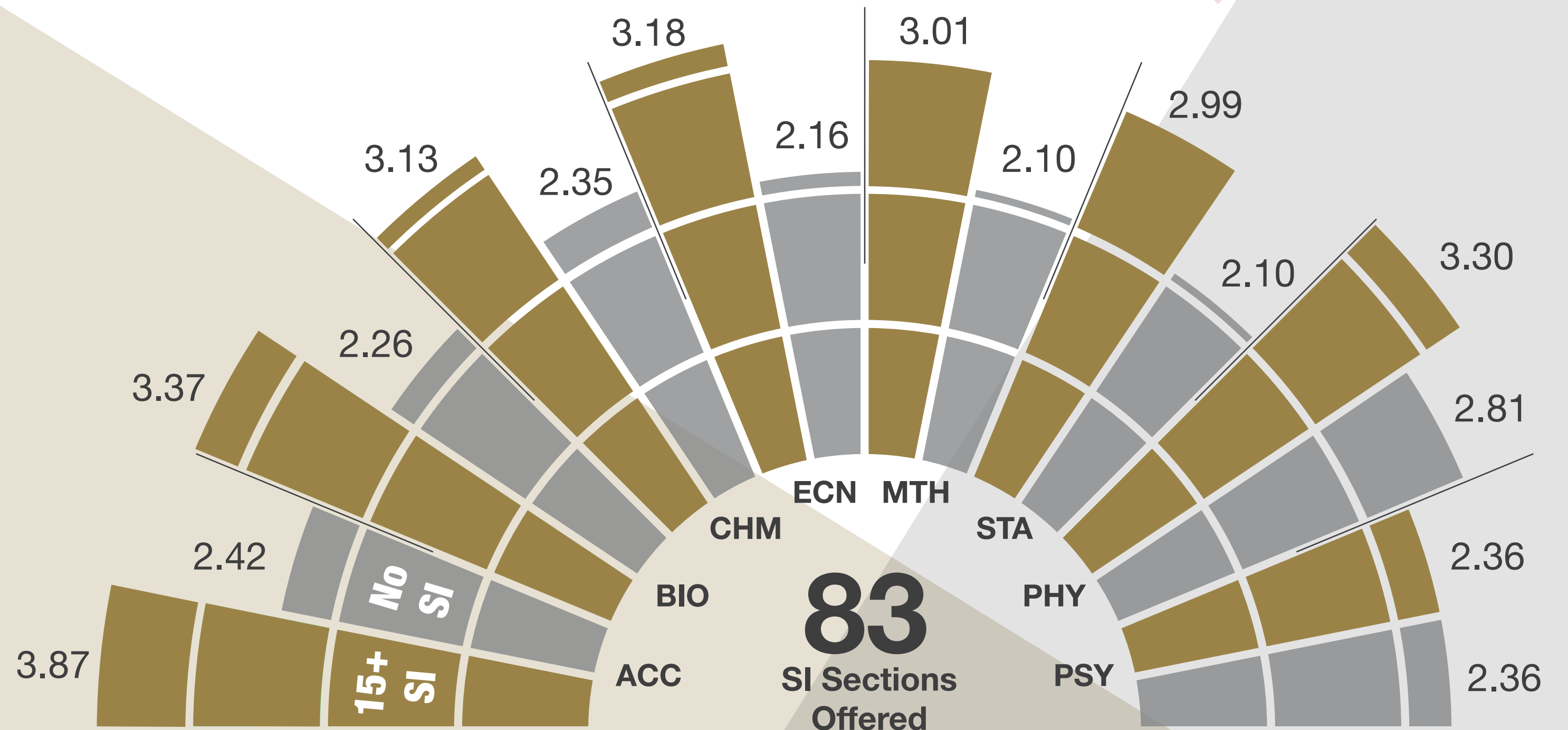
All disciplines  
(Fall 2015 – Winter 2016)

3.21

Average for students who attended SI 15 times or greater

2.40

Average GPA of students who never attended SI





## Health and Wellness - University Recreation and Well-Being

**\$7.8 million Recreation and Athletic Outdoor Complex**

**Expanded intramural and club sport programs**

- Record number of Flag Football (54) and 4v4 Volleyball (70)

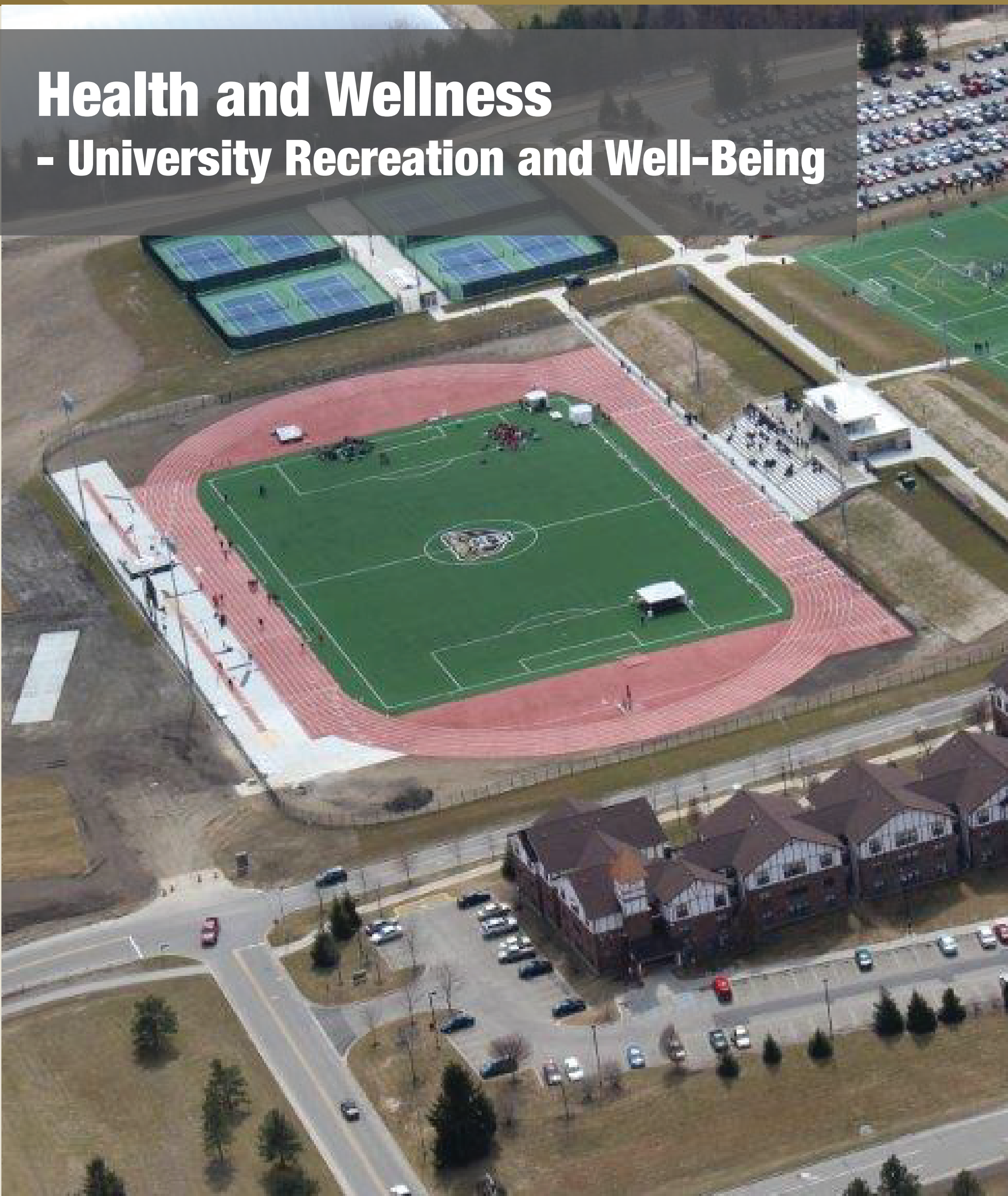
**Extended season length due to artificial surface**

**Student usage up 1.7% in FY16 - 187,000+ entries**

- 8,800 Unique students, up by 1%

**Employee usage up by 1% in FY16 - 23,800+ entries**

- 821 unique employees use the Rec





## Center for Student Activities & Leadership Development

**300+** Student organizations

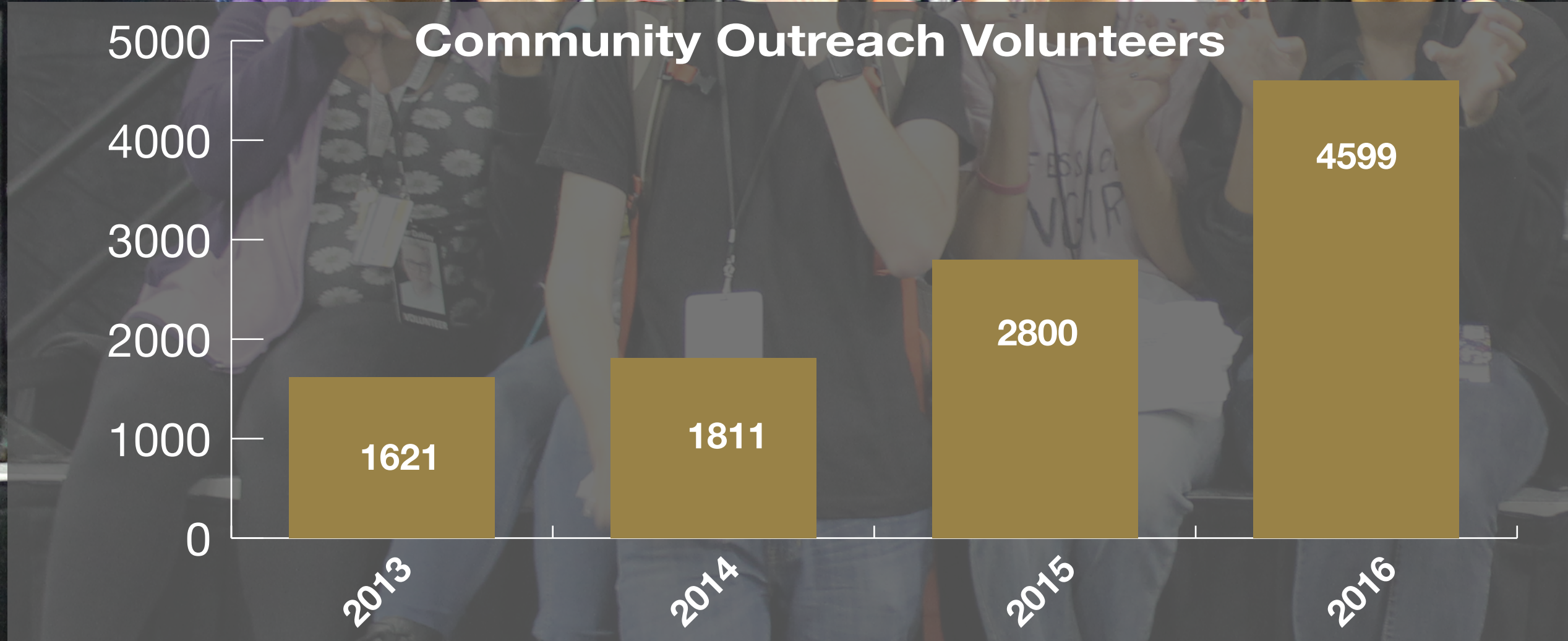
 Leadership development

 18 Nationally-affiliated fraternities & sororities

 Community outreach volunteers

 Student Life Lecture Board

 Major Campus Programming



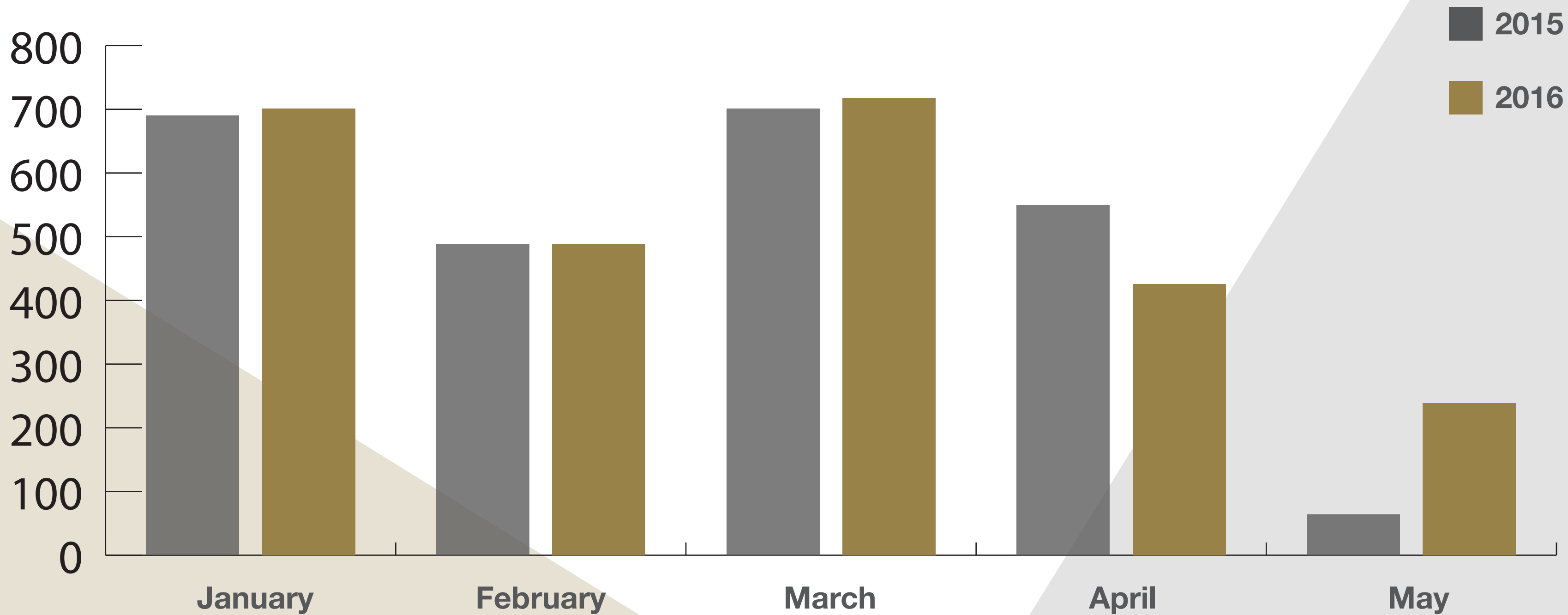


Student Technology Center

55,000+  
Student visits

5,600  
Technical concepts taught

Consistent increase in  
mentor interactions over previous year



78  
Available Software  
Business productivity,  
video production, print,  
web and more.

39  
Technology Loan Program  
Laptops, iPads, GoPros,  
Microphones, Google Glass  
and more.



ID Card Office

\$131,876 Total GrizzCa\$h Deposits



Meal Plan Statistics



2,935

Meal Plans Assigned

326,985

Meal Plan Transactions


Retail and Grizz Gold



1 Million +  
Retail Transactions

1,000

Grizz Gold Cards Issued



7,800

Total Cards Issued

FTIACs

97%

Of FTIAC Orientation  
Attendees carded on  
orientation day



## The Oakland Center

\$ \$44 million expansion / Completed Fall 2018 / 60,000 sq/ft


1.76M Visitors in FY 2016

🍴 500k+ food transactions  
FY2017

**BARNES & NOBLE** Barnes & Noble Bookstore

📅 7,500 events hosted in  
the oakland center

**OAKLAND UNIVERSITY**  
Credit Union

 Student Congress  
Student Programming Board  
WXOU  
Oakland Post



FOOD COURT

BEAR CAVE

au bon pain®



Career Services

Distributed career services model



Comprehensive recruiting platform

First Destination Survey Results

Counties with 1 or more employed graduates



97% of graduates employed stay in MI  
92% placement rate - **Highest in 8 years**  
79% of jobs are related to career plans  
19% of employed graduates were directly impacted by career services resources / network

Select Top Employers

- Beaumont Health System
- St. John Providence Health System
- Fiat Chrysler Automobiles
- General Motors
- Ford Motor Company



All Metrics 2016-2017 FYTD

Student and Employer Engagement



First Twelve Months

**18,400+ & 4,200**  
Posted employment opportunities      Active Employers  
(At least on posting this year)

2016-2017  
Academic Year to Date

**500+ 600+**  
Employers On-Campus      On-Campus Interviews

**3,600+ 2,000+**  
Student Appointments      Career Fair Student Attendees