

REGISTERING FOR TRANSFER ORIENTATION

STEP-BY-STEP INSTRUCTIONS

STEP ONE

Activate your Oakland University NetID and password at **oakland.edu/activate**. You will need this information to log into the system.

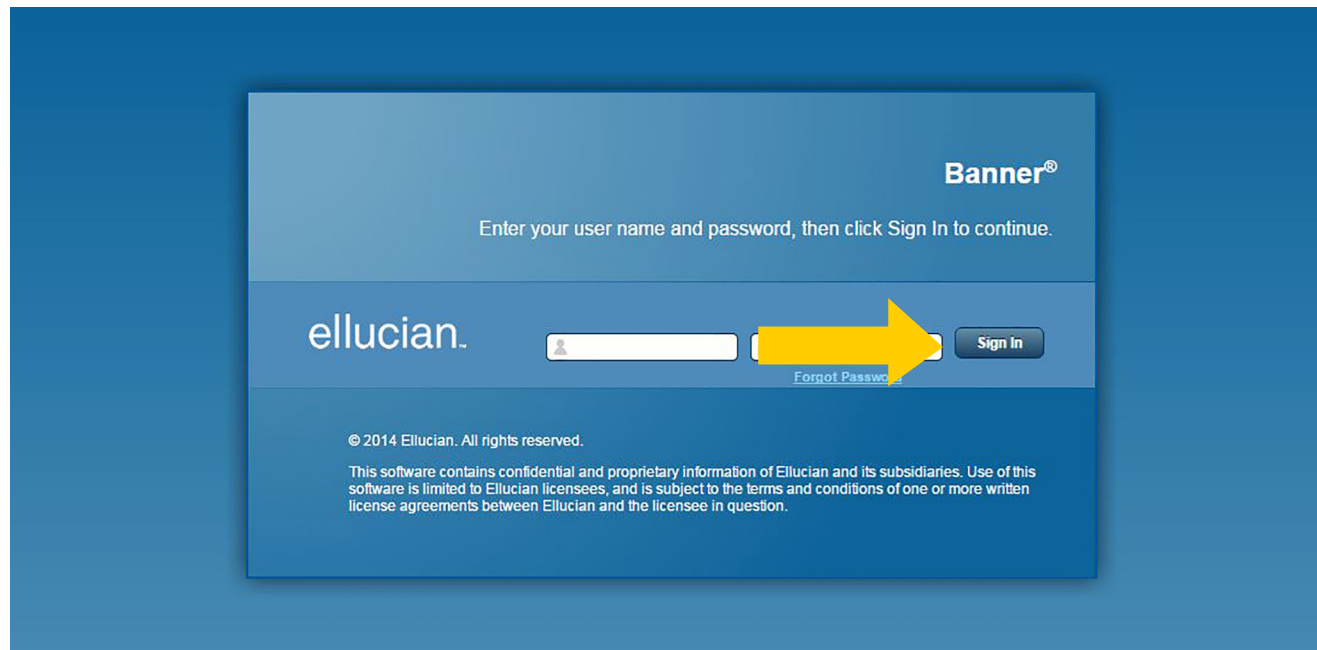
STEP TWO

Next, log into the **Orientation Reservation System**.

You will be directed to login using your NETID and password

If your OU email address is **johndoe@oakland.edu**, your NETID is **johndoe**.

After entering your NetID and password, click “Sign In.”



The image shows a login interface for Banner, branded with the ellucian. logo. The interface is set against a blue background. At the top right, the word "Banner®" is displayed. Below it, a light blue box contains the instruction: "Enter your user name and password, then click Sign In to continue." The main login area features the "ellucian." logo on the left, followed by a white input field for the username. A large yellow arrow points from the input field to a "Sign In" button. Below the input field is a link that says "Forgot Password". At the bottom of the interface, there is a copyright notice: "© 2014 Ellucian. All rights reserved." and a paragraph of legal disclaimer text.

Banner®

Enter your user name and password, then click Sign In to continue.

ellucian.

[Forgot Password](#)

Sign In

© 2014 Ellucian. All rights reserved.

This software contains confidential and proprietary information of Ellucian and its subsidiaries. Use of this software is limited to Ellucian licensees, and is subject to the terms and conditions of one or more written license agreements between Ellucian and the licensee in question.

STEP THREE

After signing in, you will be directed to the home page.

To register for a program date, click on “**2017 [School/College] Transfer Orientation.**” See key below for school/college names.

Note: Event dates for summer admits begin in February 2017. Event dates for fall admits begin in April 2017.

KEY

SCHOOL/COLLEGE NAMES

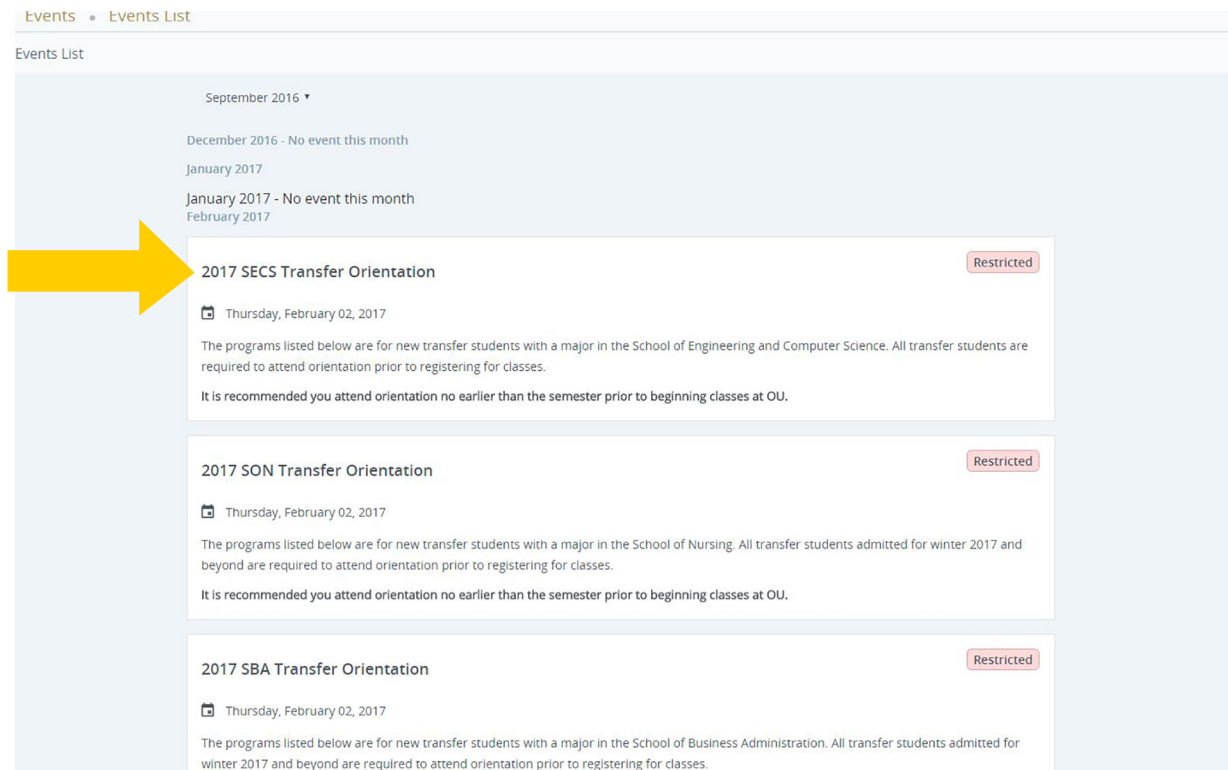
CAS = College of Arts and Sciences

SON = School of Nursing

SBA = School of Business Administration

SECS = School of Engineering and
Computer Science

SHS = School of Health Sciences



The screenshot shows a web page titled 'Events • Events List'. Below the title is a section labeled 'Events List'. It displays a calendar view with months from September 2016 to February 2017. A yellow arrow points to the '2017 SECS Transfer Orientation' event, which is marked for Thursday, February 02, 2017. The event description states: 'The programs listed below are for new transfer students with a major in the School of Engineering and Computer Science. All transfer students are required to attend orientation prior to registering for classes. It is recommended you attend orientation no earlier than the semester prior to beginning classes at OU.' A 'Restricted' button is visible next to the event title. Below this, the '2017 SON Transfer Orientation' and '2017 SBA Transfer Orientation' events are also listed for the same date, each with a 'Restricted' button.

Events • Events List

Events List

September 2016 ▾

December 2016 - No event this month

January 2017

January 2017 - No event this month

February 2017

2017 SECS Transfer Orientation Restricted

📅 Thursday, February 02, 2017

The programs listed below are for new transfer students with a major in the School of Engineering and Computer Science. All transfer students are required to attend orientation prior to registering for classes.

It is recommended you attend orientation no earlier than the semester prior to beginning classes at OU.

2017 SON Transfer Orientation Restricted

📅 Thursday, February 02, 2017

The programs listed below are for new transfer students with a major in the School of Nursing. All transfer students admitted for winter 2017 and beyond are required to attend orientation prior to registering for classes.

It is recommended you attend orientation no earlier than the semester prior to beginning classes at OU.

2017 SBA Transfer Orientation Restricted

📅 Thursday, February 02, 2017

The programs listed below are for new transfer students with a major in the School of Business Administration. All transfer students admitted for winter 2017 and beyond are required to attend orientation prior to registering for classes.

STEP FOUR

Next, you'll be directed to a new screen where you will identify and register for a date that works for your schedule.

Click the orientation date that you would wish to attend, then click “**Register.**”

Note: All dates will be labeled as “Restricted.” This prevents students who are not admitted to OU from registering for an orientation.

Event Details

2017 SECS Transfer Orientation

You can only register for one of these functions.

The programs listed below are for new transfer students with a major in the School of Engineering and Computer Science. All transfer students are required to attend orientation prior to registering for classes.

It is recommended you attend orientation no earlier than the semester prior to beginning classes at OU.

SECS Transfer Student Orientation February 17, 2017 - SUMMER **Restricted**

Please enter your intended major in the “Registration Comments” box below. If your intended major is different from the one selected on your application, a change of major form can be completed during the orientation.

While we recognize that the support of family and friends is critical to your success as a student, we regret that we do not have space to accommodate family members or guests during our program.

Friday, February 17, 2017 - Friday, February 17, 2017

1:30 PM-4:30 PM

Main Campus, Oakland Center, Oakland Univ

Register

SECS Transfer Student Orientation March 10, 2017 - AM **Restricted**

Please enter your intended major in the “Registration Comments” box below. If your intended major is different from the one selected on your application, a change of major form can be completed during the orientation.

While we recognize that the support of family and friends is critical to your success as a student, we regret that we do not have space to accommodate family members or guests during our program.

Friday, March 10, 2017 - Friday, March 10, 2017

Search by title

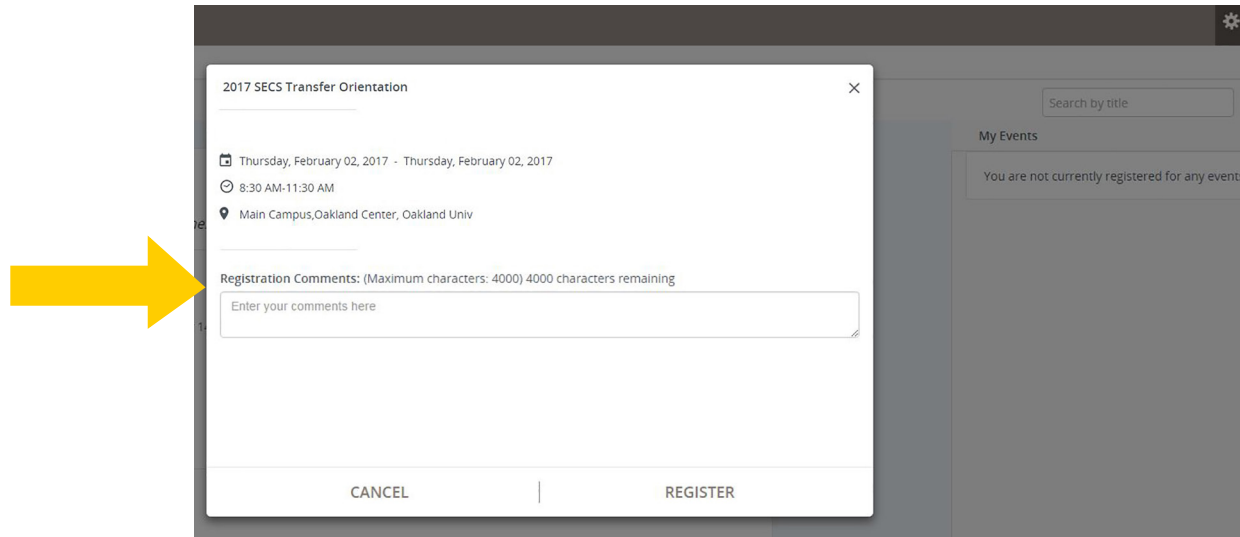
My Events

You are not currently registered

STEP FIVE

A new window will appear with the registration date's information.

In the **registration comments** section, please write your intended major.

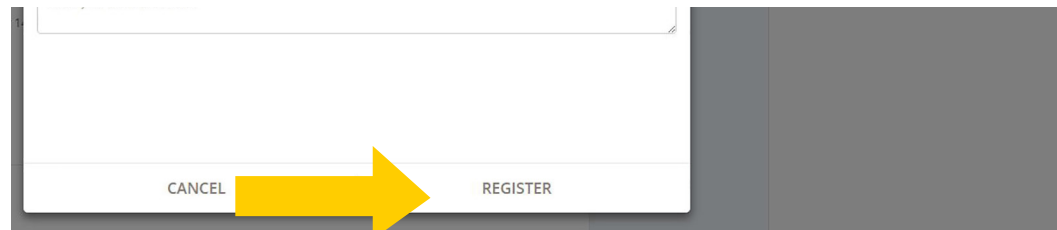


The screenshot shows a modal window titled "2017 SECS Transfer Orientation" with a close button (X) in the top right corner. The window contains the following information:

- Date: Thursday, February 02, 2017 - Thursday, February 02, 2017
- Time: 8:30 AM-11:30 AM
- Location: Main Campus, Oakland Center, Oakland Univ
- Registration Comments: (Maximum characters: 4000) 4000 characters remaining
- Text input field: Enter your comments here
- Buttons: CANCEL and REGISTER

A large yellow arrow points from the left towards the "Registration Comments" section.

Once you have written your intended major in the registration comments, then click “**Register**” to complete registration for this event date.

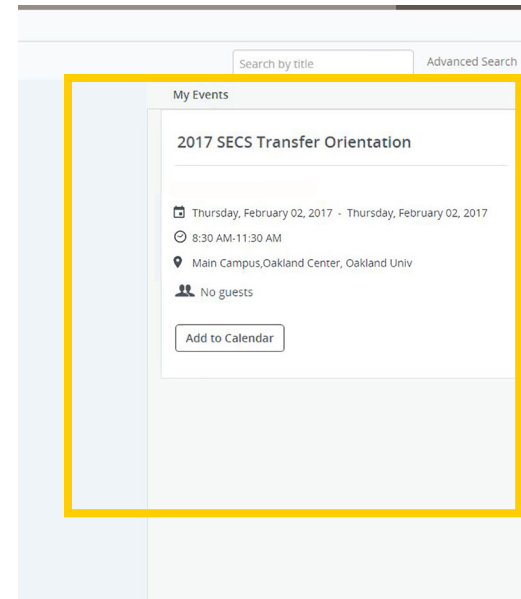
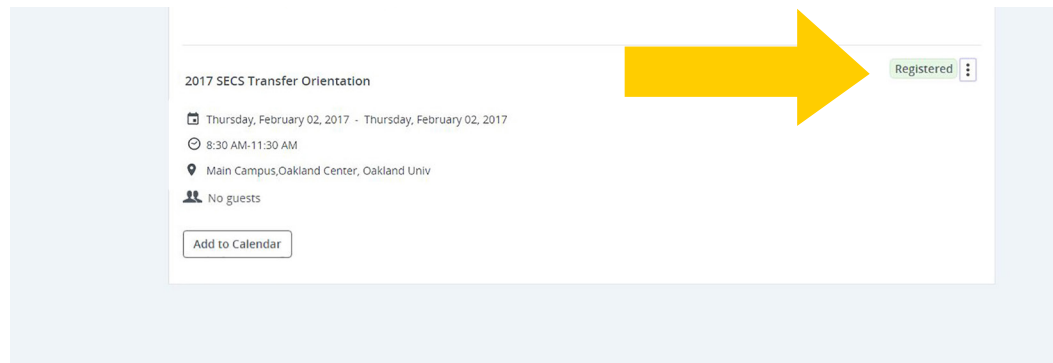


This close-up screenshot focuses on the bottom of the registration window, showing the "CANCEL" and "REGISTER" buttons. A yellow arrow points directly to the "REGISTER" button.

STEP SEVEN

Once you successfully register for a date, there will be green text that says **“Registered”** next to your event date and the event will be added to the **“My Events”** section.

You will receive a confirmation email within 24 hours.



If you have any questions or trouble registering for orientation,
contact the **Orientation and New Student Programs** office:

(248) 370-GOLD (4653)
gold@oakland.edu