

OAKLAND UNIVERSITY
RESEARCH REPORT
2023



RESEARCH OFFICE
www.oakland.edu/research

Oakland University

Research Report

Fiscal Year 2023

Cover Art:

Ngong Kodiah Beyeh (Chemistry, CAS). Dr. Beyeh's pioneering research on halogen bonding, a potential game-changer in the quest to develop stronger, more resilient materials.

Contents

Preface.....	3
Technical Notes and Definitions.....	3
I. Award Overview	
Amounts and Number of Awards by Purpose.....	6
Amounts and Number of Awards by Source	8
Percentages and Award Amounts by Academic Unit.....	9
FY 2023 Rankings.....	10
Comparison of FY 2022 and FY 2023 by Unit.....	11
Amount Awarded by Unit and Purpose.....	13
Amount Awarded by Unit and Source.....	15
Amount Awarded by Federal Agency.....	17
Amount Awarded by State/Local Agency.....	18
Amount Awarded by Corporations.....	18
Amount Awarded by Public/Nonprofit Sponsors.....	19
II. Research Awards	
Amounts and Number of Research Awards.....	20
Research Awards by Department.....	21
Research Awards by Unit, Department and Principal Investigator.....	22
III. Instruction Awards	
Amounts and Number of Instruction Awards.....	27
Instruction Awards by Department.....	28
Instruction Awards by Unit, Department and Principal Investigator.....	29
IV. Public Service Awards	
Amounts and Number of Public Service Awards.....	30
Public Service Awards by Department.....	31
Public Service Awards by Unit, Department and Principal Investigator.....	32
V. Student Service Awards	
Amounts and Number of Student Service Awards.....	33
Student Service Awards by Department.....	34
Student Service Awards by Unit, Department and Principal Investigator.....	34
VI. Scholarship & Fellowship Awards	
Amounts and Number of Scholarship & Fellowship Awards.....	36
Scholarship & Fellowship Awards by Department.....	37
Scholarship & Fellowship Awards by Unit, Department and Principal Investigator.....	37
VII. Proposals Submitted	
Number of Proposals Submitted.....	38
Percentage and Amounts Requested by Academic Unit	40
Proposal Funding Requested by Purpose	42
Proposal Funding Requested by Source.....	44
VIII. Recognition	
2022 Research, Innovation and Engagement Town Hall Winners.....	46

Preface

The Research Office is proud to present the Fiscal Year (FY) 2023 Annual Report describing external funding at Oakland University (OU). This report gives readers a comprehensive overview of the nature and extent of external funding provided to faculty and staff to support their research, instruction, public service, student services, and scholarships & fellowships. Detailed data are also provided for proposals that were submitted in FY 2023.

Every year, in writing this Preface, we warn against over-interpreting direct comparisons of numbers or trends from one year to another. Due to COVID-19, fiscal years 2020 and 2021 were in no way normal years for research at OU, and those ripple effects are still visible in the numbers. Our other standing admonition is to remain mindful of the law of small numbers. Many of our departments are small and most of our funded investigators are only working on one project at a time. This tends to lead to trends in proposals and awards that resemble a sine wave as faculty who are funded tend not to write new proposals for a few years, and then suddenly a department can see a significant influx of new funding after a period of relative dormancy.

There is much to celebrate about FY 2023 in terms of research and sponsored programs. Despite some continuation of restrictions and problems caused by COVID-19, OU researchers have been very productive. Total funding for this year increased by 15% to a record \$28.9M, while research funding decreased by 10% to \$13.7M. However, the amount requested in proposals increased over 11% to \$103.5M. The most significant notes this year pertain to funding to support students. One of the goals of the Research Retreat in 2019 was to increase institutional (non-research) funding. In FY 2023, the university received \$11.7M to support Instruction (\$10.3M of which came from Corewell Health to support the School of Nursing) and just over \$1M to support Scholarships (from Easterseals to support Social Work and Counseling students). We would be remiss, however, if we did not call out the support provided by Vice President Westfall and his team in University Advancement in securing these funds.

As experts and leaders in their fields, OU faculty and staff continue to secure external funding for a broad range of robust research programs, many of which promote strong collaborations with other universities and research institutes, private industry, and regional organizations. These collaborations are vital in a funding climate emphasizing cross-disciplinary collaboration and public-private partnerships for addressing complex societal needs. Moreover, these sponsored programs support OU's mission to be a student-centered public research university, providing experiential learning opportunities that position our students to become the next generation of scientists, engineers, educators, and performers, while also advancing society through the creation and mobilization of knowledge.

The Research Office deeply appreciates the efforts of the OU faculty and staff who submitted grant and contract proposals during FY 2023, and we extend our warmest congratulations to those who obtained external funding this year.

Technical Notes and Definitions

Annual Report Reporting Period

The **fiscal year (FY)** for OU is July 1 to June 30. This report includes data for all awards and proposals processed through the Research Office for FY 2023. An award is considered processed by the Research Office when it has been reviewed, institutionally endorsed (if necessary), and transferred to Accounting for account set up. A proposal is considered processed through the Research Office after the institutional review and sign off process is complete.

Definition of Award

An **award** is a funded project for which OU has received an official notice of award or executed contract from a sponsor requiring the university to undertake a particular activity and for which a deliverable is expected. Awards that provide full funding in the first year of a multi-year project are included in the fiscal year the award was made. Award dollars received from sponsors that provide funding for specific budget periods within a multi-year project (i.e. incremental awards) are included in the fiscal year for which funding is received. Consequently, funding can fluctuate for a department or college depending on how a project is funded. **Direct year-by-year comparisons should always be made with caution.**

Definition of Proposal

A **proposal** is a request for financial support for a particular sponsored activity that is routed through the Research Office. It is important to recognize that there is no correlation between the proposals and awards discussed in this report, as many of the proposals submitted for the previous year are still pending with the sponsors.

Intellectual Credit

Proposals and awards are credited to the lead principal investigator (PI) and his/her home unit or center, whether academic or otherwise. For proposals or awards that also include co-PIs, the total amount proposed or awarded is credited to the lead PI and his/her home unit.

Sponsor Types

The Research Office recognizes four categories of **sponsors**: federal, state, corporate, and public/nonprofit. Federal sponsors for proposals and awards include direct federal funding as well as flow-through funding when federal dollars come to OU through a non-federal entity (e.g. state agency or other university). Public/nonprofit sponsors include non-Michigan institutions of higher education, municipalities, civic organizations, as well as nonprofit and non-governmental organizations.

Report Layout

This report has eight (8) sections. The first section, award overview, provides a summary of all NEW sponsored awards received by OU through the Research Office for the previous fiscal year. The ensuing five sections include award information separated according to the following activity types: 1) research, 2) instruction, 3) public service, 4) student services, and 5) scholarships & fellowships. The seventh section of the report details proposal submissions for the previous fiscal year. The eighth and final section of the report includes listings of the winners of the 2022 Research, Innovation, and Engagement Town Hall.

Research

A project is classified as research when it involves a systematic study to gain an understanding of a phenomenon. Research culminates in new knowledge and may be either fundamental or applied. A project that funds the maintenance or creation of research facilities, disseminates project findings, or trains individuals in research techniques or methods would also be classified as research.

Instruction

A project is classified as instruction when it incorporates the teaching and training activities of the institution (with the exception of research training, as mentioned above). These projects are intended to elicit some measure of educational change in learners. Instruction includes all teaching and training activities, credit or non-credit.

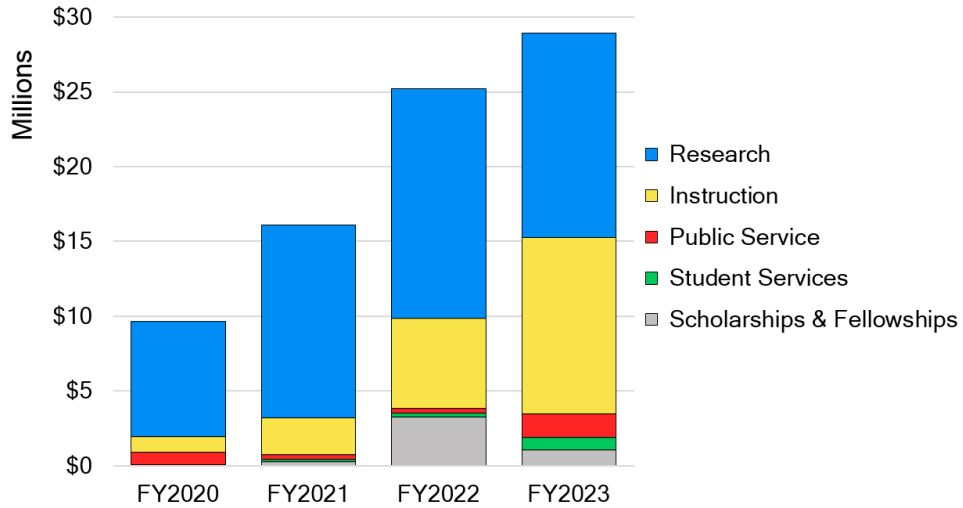
“Other” Sponsored Activity

The term “Other” is used for sponsored activities that fall outside the formal academic unit structure. This includes, but is not limited to, campus areas such as Academic Affairs Office, Athletics Administration, Campus Police, Campus Recreation, Center for Multicultural Initiatives, Facilities Management, Financial Aid, OU INC, Pre-College Programs, the Research Office, Student Affairs, and Upward Bound. This work is often, but not always, engagement work, public service, or student services.

Amounts and Number of Awards by Purpose

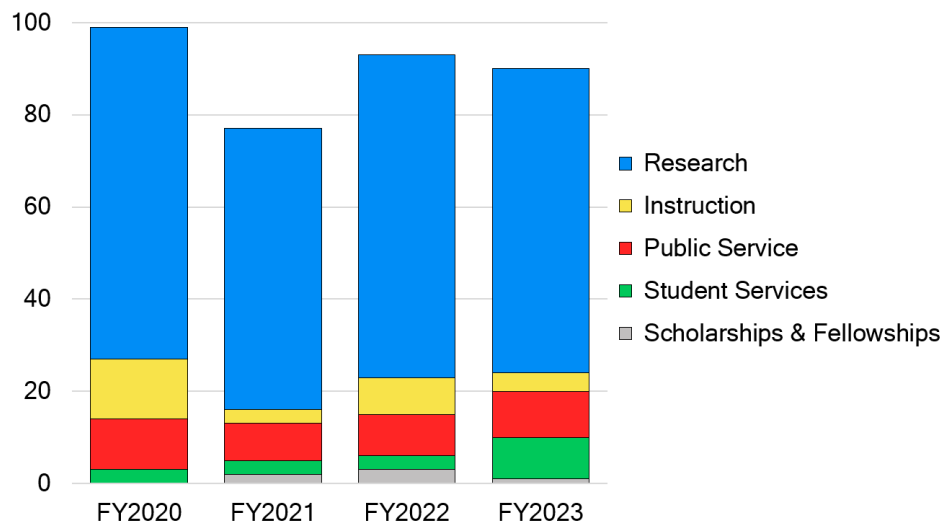
Funding Amount of New Awards

Purpose of Funding	FY2020	FY2021	FY2022	FY2023	Total
Research	7,696,442	12,887,052	15,331,396	13,685,243	49,600,133
Instruction	1,080,497	2,502,714	6,022,981	11,779,106	21,385,298
Public Service	820,721	270,094	322,154	1,571,736	2,984,705
Student Services	65,923	182,495	290,945	862,057	1,401,420
Scholarships & Fellowships	0	267,622	3,243,593	1,048,425	4,559,640
Total	\$9,663,583	\$16,109,977	\$25,211,069	\$28,946,567	\$79,931,196



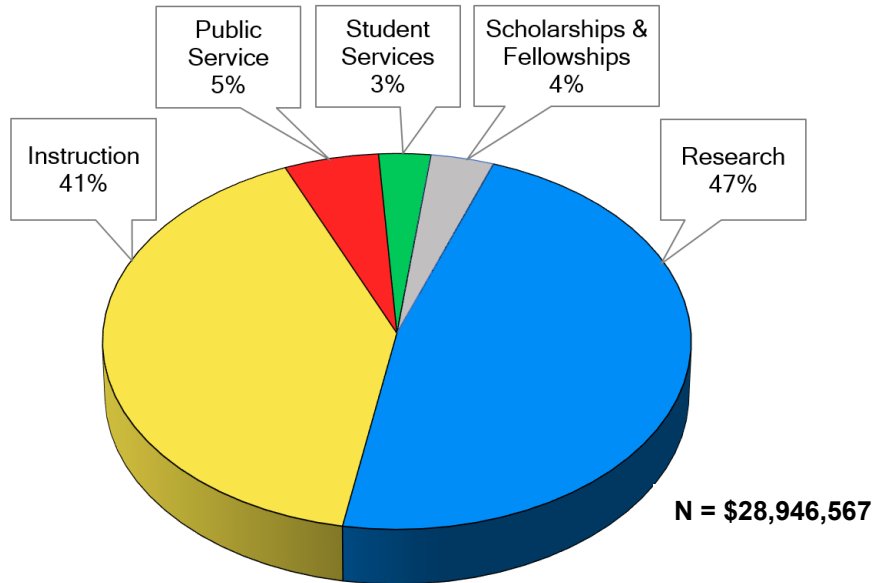
Number of Awards

Purpose of Funding	FY2020	FY2021	FY2022	FY2023	Total
Research	72	61	70	66	269
Instruction	13	3	8	4	28
Public Service	11	8	9	10	38
Student Services	3	3	3	9	18
Scholarships & Fellowships	0	2	3	1	6
Total	99	77	93	90	359



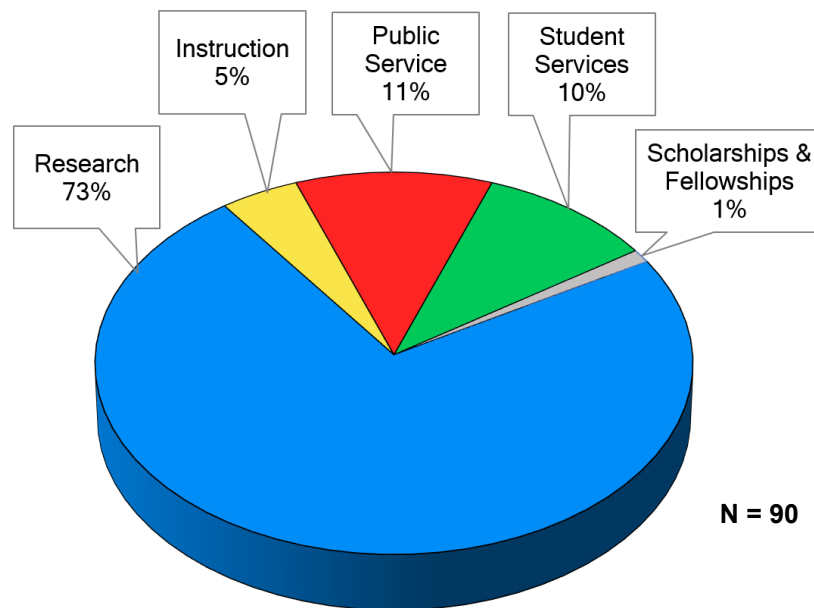
Percentages and Number of Awards by Purpose

FY2023 Funding Amount Percentages



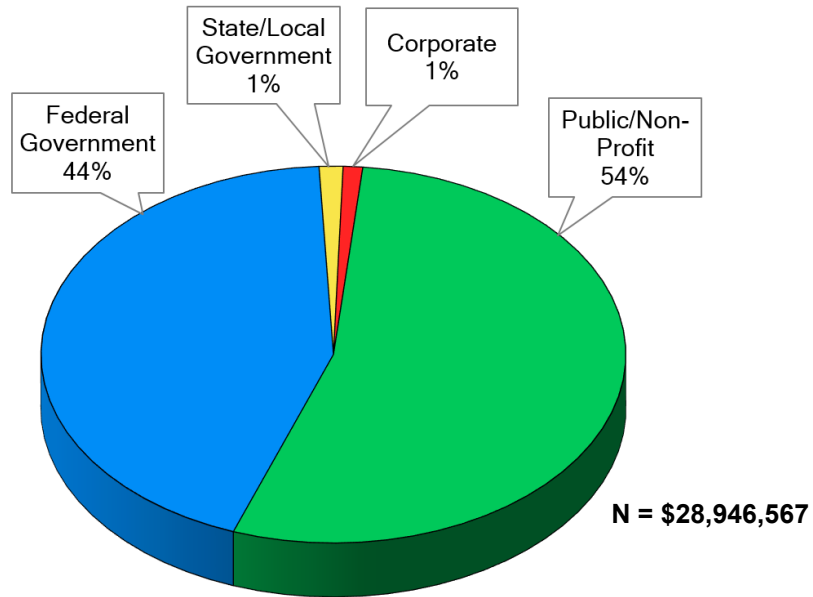
Purpose of Funding	# of Awards	Total \$
Research	66	13,685,243
Instruction	4	11,779,106
Public Service	10	1,571,736
Student Services	9	862,057
Scholarships & Fellowships	1	1,048,425
Total	90	\$28,946,567

FY2023 Number of Awards Percentage



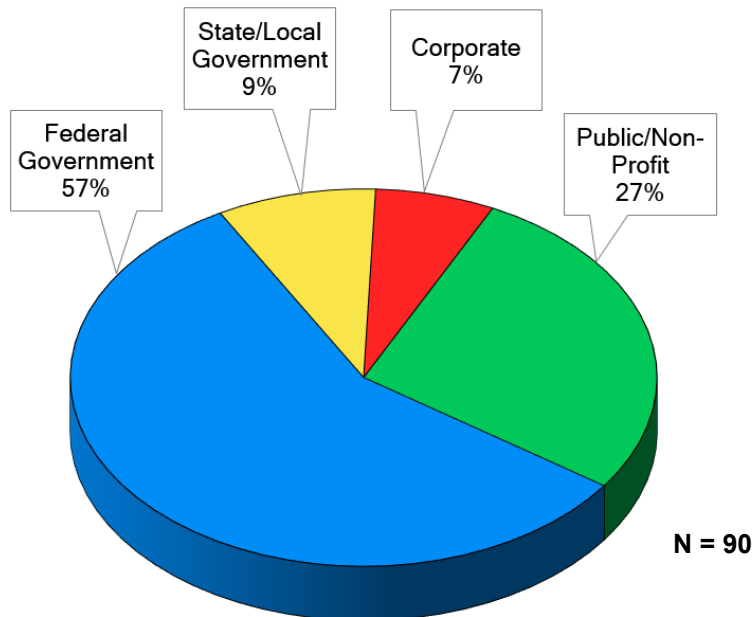
Percentages and Award Amounts by Source

FY2023 • Funding Amount Percentages



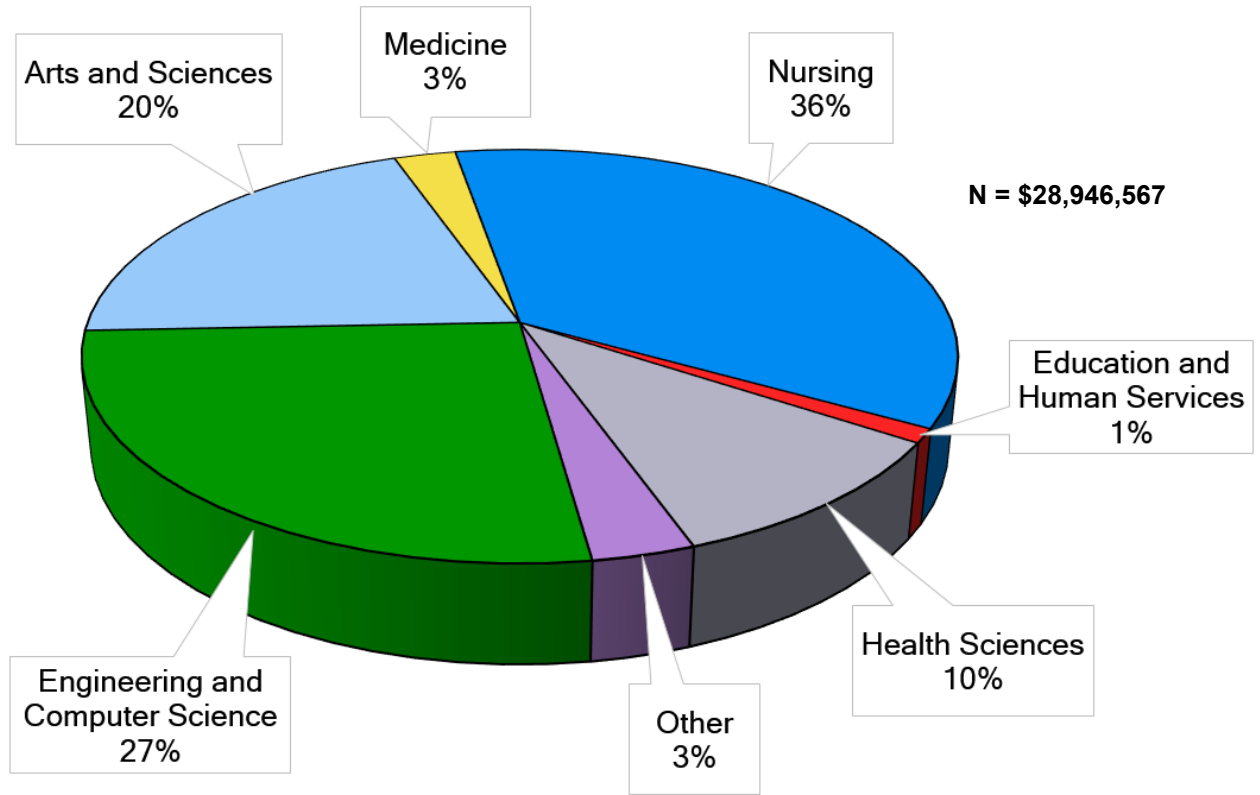
Source of Funding	# of Awards	Total
Federal Government	51	12,637,039
State/Local Government	8	381,150
Corporate Sponsors	6	311,811
Public/Nonprofit Sponsors	25	15,616,567
Total	90	\$28,946,567

FY2023 • Number of Awards Percentage



Percentages and Award Amounts by Academic Unit

FY2023 Funding Amount Percentages by Academic Unit



Academic Unit	FY2020	FY2021	FY2022	FY2023	Total
College of Arts and Sciences	4,954,137	5,976,664	6,304,877	5,844,801	23,080,479
Eye Research Institute	134,997	1,967,042	1,202,826	0	3,304,865
School of Engineering and Computer	1,947,994	2,298,215	9,546,744	7,705,693	21,498,646
School of Education and Human Services	100,032	95,800	137,500	320,626	653,958
School of Health Sciences	588,977	137,938	421,084	2,977,691	4,125,690
School of Medicine	209,554	2,497,150	1,292,647	768,841	4,768,192
School of Nursing	290,606	2,493,667	298,651	10,378,432	13,461,356
Other	1,437,286	643,501	6,006,740	950,483	9,038,010
Total	\$9,121,729	\$9,663,583	\$16,109,977	\$28,946,567	\$79,931,196

FY2023 Department Rankings - Total Funding

Rank	Department/Unit	Dollars	Parent Unit
1	Nursing	10,378,432	School of Nursing
2	Electrical and Computer Engineering	4,421,322	School of Engineering and Computer Science
3	Biological Sciences	3,739,974	College of Arts and Sciences
4	Computer Science and Engineering	2,132,671	School of Engineering and Computer Science
5	Interdisciplinary Health Sciences	1,707,377	School of Health Sciences

FY2023 Non-Academic and Other Unit Rankings - Total Funding

Rank	Department/Unit	Dollars
1	OU CARES	385,000
2	Student Affairs and Diversity	230,000
3	Counseling Center	101,000
4	Center for Multicultural Initiatives	100,483
5	Research Office	100,000

FY2023 Department Rankings - Research Dollars

Rank	Department/Unit	Dollars	Parent Unit
1	Electrical and Computer Engineering	4,421,322	School of Engineering & Computer Science
2	Biological Sciences	3,739,974	College of Arts and Sciences
3	Computer Science and Engineering	1,853,099	School of Engineering & Computer Science
4	Mechanical Engineering	1,062,965	School of Engineering & Computer Science
5	Chemistry	773,445	College of Arts and Sciences

Comparison of FY2022 and FY2023 – Amounts and Number of Awards by Unit

College of Arts and Sciences	FY2022 Awards	No. of Awards	FY2023 Awards	No. of Awards
Office of the Dean	0	0	1,048,425	1
Biological Sciences	1,690,073	10	3,739,974	13
Chemistry	3,366,886	10	773,445	6
Communication, Journalism, & Public Relations	0	0	150,000	1
Physics	717,327	5	51,195	1
Psychology	530,591	4	81,762	5
CAS Total	\$6,304,877	29	\$5,844,801	27

Eye Research Institute	FY2022 Awards	No. of Awards	FY2023 Awards	No. of Awards
ERI Total	\$1,202,826	2	\$0	0

School of Engineering and Computer Science	FY2022 Awards	No. of Awards	FY2023 Awards	No. of Awards
Computer Science and Engineering	6,529,664	14	2,132,671	13
Electrical and Computer Engineering	1,654,804	4	4,421,322	8
Mechanical Engineering	1,362,276	13	1,151,700	11
SECS Total	\$9,546,744	31	\$7,705,693	32

School of Education and Human Services	FY2022 Awards	No. of Awards	FY2023 Awards	No. of Awards
Human Development and Child Studies	137,500	2	161,828	5
Teacher Development and Educational Studies	0	0	158,798	2
SEHS Total	\$137,500	2	\$320,626	7

School of Health Sciences	FY2022 Awards	No. of Awards	FY2023 Awards	No. of Awards
Human Movement Science	198,037	2	11,993	3
Interdisciplinary Health Sciences	166,482	3	1,707,377	5
Public and Environmental Wellness	56,565	2	1,258,321	2
SHS Total	\$421,084	7	\$2,977,691	10

Comparison of FY2022 and FY2023 – Amounts and Number of Awards by Unit, *continued*

School of Medicine	FY2022 Awards	No. of Awards	FY2023 Awards	No. of Awards
SOM Total	\$1,292,647	5	\$768,841	4

School of Nursing	FY2022 Awards	No. of Awards	FY2023 Awards	No. of Awards
SON Total	\$298,651	5	10,378,432	2

Other	FY2022 Awards	No. of Awards	FY2023 Awards	No. of Awards
Academic Affairs	1,600,000	1	0	1
Center for Multicultural Initiatives	100,483	1	100,483	1
Counseling Center	0	0	101,000	2
Graduate School	25,000	1	0	0
Kresge Library	0	0	4,000	1
Lowry Center for Early Childhood	413,000	2	0	0
OUCARES	39,800	1	385,000	1
OU Incubator	71,880	3	30,000	1
Pre-College Programs	101,727	1	0	0
Research Office	100,000	1	100,000	0
Student Affairs and Diversity	0	0	230,000	1
Upward Bound	3,554,850	1	0	0
Other Total	\$6,006,740	12	\$950,483	8

Oakland University Total	FY2022 Awards	No. of Awards	FY2023 Awards	No. of Awards
Grand Total	\$25,211,069	93	\$28,946,567	90

FY 2023 Amount Awarded by Unit and Purpose

College of Arts and Sciences	Research	Instruction	Public Service	Student Services	Scholarships Fellowships
Biological Sciences	3,739,974	0	0	0	0
Chemistry	773,445	0	0	0	0
Communication, Journalism, and Public Relations	150,000	0	0	0	0
Office of the Dean	0	0	0	0	1,048,425
Physics	51,195	0	0	0	0
Psychology	71,762	0	10,000	0	0
CAS Total	\$4,786,376	\$0	\$10,000	\$0	\$1,048,425

School of Engineering and Computer Science	Research	Instruction	Public Service	Student Services	Scholarships Fellowships
Computer Science and Engineering	1,853,099	149,416	0	130,156	0
Electrical and Computer Engineering	4,421,322	0	0	0	0
Mechanical Engineering	1,062,965	0	0	88,735	0
SECS Total	\$7,337,386	\$149,416	\$0	\$218,891	\$0

School of Education and Human Services	Research	Instruction	Public Service	Student Services	Scholarships Fellowships
Human Development & Child Studies	28,000	0	58,400	75,428	0
Teacher Development and Educational Studies	49,921			108,877	
SEHS Total	\$77,921	\$0	\$58,400	\$184,305	\$0

School of Health Sciences	Research	Instruction	Public Service	Student Services	Scholarships Fellowships
Human Movement Science	11,993	0	0	0	0
Interdisciplinary Health Sciences	719,041	0	988,336	0	0
Public and Environmental Wellness	7,063	1,251,258	0	0	0
SHS Total	\$738,097	\$1,251,258	\$988,336	\$0	\$0

School of Medicine	Research	Instruction	Public Service	Student Services	Scholarships Fellowships
SOM Total	\$741,463	\$0	\$0	\$27,378	\$0

FY 2023 Amount Awarded by Unit and Purpose, *continued*

School of Nursing	Research	Instruction	Public Service	Student Services	Scholarships Fellowships
SON Total	\$0	\$10,378,432	\$0	\$0	\$0

Other	Research	Instruction	Public Service	Student Services	Scholarships Fellowships
Center for Multicultural Initiatives	0	0	0	100,483	0
Counseling Center	0	0	0	101,000	0
Kresge Library	4,000	0	0	0	0
OU Incubator	0	0	30,000	0	0
OUCARES	0	0	385,000	0	0
Research Office	0	0	100,000	0	0
Student Affairs and Diversity	0	0	0	230,000	0
Other	\$4,000	\$0	\$515,000	\$431,483	\$0

Oakland University Total	Research	Instruction	Public Service	Student Services	Scholarships Fellowships
Grand Total	\$13,685,243	\$11,779,106	\$1,571,736	\$862,057	\$1,048,425

FY 2023 Amount Awarded by Unit and Source

College of Arts and Sciences	Federal	State/Local	Corporate	Public/ Nonprofit
Biological Sciences	2,082,081	0	0	1,657,893
Chemistry	718,445	0	0	55,000
Communication, Journalism, and Public Relations	150,000	0	0	0
Office of the Dean	0	0	0	1,048,425
Physics	51,195	0	0	0
Psychology	38,755	0	10,000	33,007
CAS Total	\$3,040,476	\$0	\$10,000	\$2,794,325

School of Engineering and Computer Science	Federal	State/Local	Corporate	Public/ Nonprofit
Computer Science and Engineering	2,132,671	0	0	0
Electrical and Computer Engineering	4,346,322	0	75,000	0
Mechanical Engineering	852,965	88,735	210,000	0
SECS Total	\$7,331,958	\$88,735	\$285,000	\$0

School of Education and Human Services	Federal	State/Local	Corporate	Public/ Nonprofit
Human Development & Child Studies	0	57,500	0	104,328
Teacher Development and Educational Studies	0	0	0	158,798
SEHS Total	\$0	\$57,500	\$0	\$263,126

School of Health Sciences	Federal	State/Local	Corporate	Public/ Nonprofit
Human Movement Science	0	1,000	0	10,993
Interdisciplinary Health Sciences	407,381	0	0	1,299,996
Public and Environmental Wellness	1,251,258	0	0	7,063
SHS Total	\$1,658,639	\$1,000	\$0	\$1,318,052

School of Medicine	Federal	State/Local	Corporate	Public/ Nonprofit
SOM Total	\$605,966	\$0	\$16,811	\$146,064

FY 2023 Amount Awarded by Unit and Source, *continued*

School of Nursing	Federal	State/Local	Corporate	Public/ Nonprofit
SON Total	\$0	\$3,432	\$0	\$10,375,000

Other	Federal	State/Local	Corporate	Public/ Nonprofit
Center for Multicultural Initiatives	0	100,483	0	0
Counseling Center	0	0	0	101,000
Kresge Library	0	0	0	4,000
OU Incubator	0	30,000	0	0
OUCARES	0	0	0	385,000
Research Office	0	100,000	0	0
Student Affairs and Diversity	0	0	0	230,000
Other Total	\$0	\$230,483	\$0	\$720,000

Oakland University Total	Federal	State/Local	Corporate	Public/ Nonprofit
Grand Total	\$12,637,039	\$381,150	\$311,811	\$15,616,567

Amount Awarded by Federal Agency

Agency/Sponsor	FY2020	FY2021	FY2022	FY2023
Air Force Office of Scientific Research	0	0	100,120	0
Binational Science Foundation	320,000	0	0	0
Cooperative Invasive Species Management	1,767	0	0	0
Defense Advanced Research Projects Agency	0	291,515	0	0
Health Resources and Services Administration	217,606	2,472,874	1,640,278	1,251,258
Michigan Department of Health & Human Services	0	2,483,851	0	728,823
Michigan Department of Labor/Economic Growth	0	102,145	0	0
National Aeronautics and Space Administration	72,488	32,500	55,400	63,500
National Center for Manufacturing Sciences	0	990,000	0	0
National Endowment for the Humanities	9,943	0	0	0
National Institute of Standards and Technology	0	0	0	3,000,000
National Institute on Disability, Independent Living, and Rehabilitation Research	0	0	83,050	0
National Institutes of Health	855,562	5,080,980	6,073,604	2,758,465
National Network of Libraries of Medicine	18,071	0	0	0
National Science Foundation	2,140,022	1,685,010	6,447,889	4,160,497
National Security Agency	99,992	0	147,958	279,572
Pacific Northwest National Laboratory	174,430	0	0	0
Partners of Americas Foundation	24,998	0	0	0
United States Air Force	1,375,547	461,078	25,000	0
United States Army Research Laboratory	2,000	0	321,479	0
United States Council for Automotive Research	5,391	0	0	0
United States Department of Agriculture	0	0	0	238,340
United States Department of Commerce	117,704	0	0	0
United States Department of Defense	938,837	271,909	2,697,320	156,584
United States Department of Education	0	304,179	3,554,850	0
United States Department of Energy	40,000	302,565	1,060,000	0
United States Department of Labor	3,200	0	0	0
United States Department of State	408,795	0	0	0
United States Fish and Wildlife Service	0	0	17,445	0
Federal Agency Funding Total	\$6,826,353	\$14,478,606	\$22,224,393	\$12,637,039

Amount Awarded by State and Local Agency

Agency/Sponsor	FY2020	FY2021	FY2022	FY2023
Advancing Macomb	4,000	0	0	0
Charter Township of Oakland Parks and	0	0	3,500	0
Department of State, Oakland County	7,000	0	0	0
Department of Environment, Great Lakes and	0	405,391	0	0
Grand Valley State University	110,000	0	0	0
Macomb County Public Works	3,130	0	0	0
Macomb Intermediate School District	20,290	0	0	0
Michigan Association of Intermediate School	0	0	0	55,000
Michigan Council for Arts and Cultural Affairs	7,500	0	0	0
Michigan Department of Education	0	72,100	0	0
Michigan Department of Health & Human Services	0	89,549	55,000	3,432
Michigan Department of Labor & Economic	0	0	0	189,218
Michigan Economic Development Corporation	374,297	153,544	264,380	130,000
Michigan Humanities Council	0	750	0	0
Michigan Physical Therapy Association	0	0	0	1,000
Michigan State Police	49,890	0	0	0
Oakland County Health Division	0	3,500	0	0
Oakland Livingston Human Service Agency	0	0	0	2,500
Oakland Parks and Recreation	4,000	0	2,000	0
State of Michigan	255,964	189,218	702,945	0
Washtenaw Intermediate School District	0	0	25,000	0
State and Local Agency Funding Total	836,071	\$914,052	\$1,052,825	\$381,150

Amount Awarded by Corporations

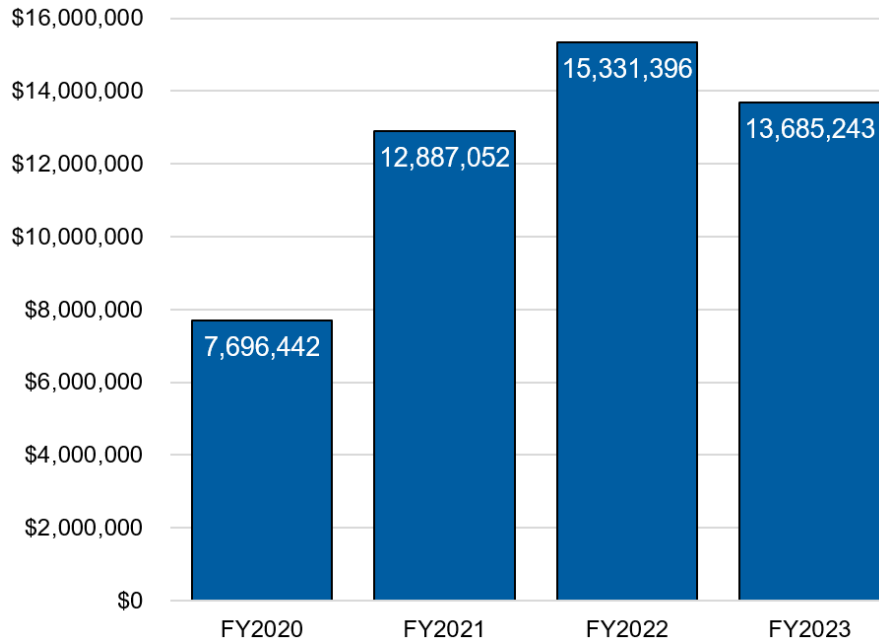
Agency/Sponsor	FY2020	FY2021	FY2022	FY2023
Aquasight, LLC	0	30,000	0	0
Cayman Chemical Company	0	1,000	0	0
Data Speed, Inc.	79,812	0	0	0
Eaton Corporation	46,000	16,000	0	0
Fiat Chrysler Automobiles	0	100,000	0	0
Fortinet	46,864	46,984	0	0
General Motors Corporation	4,000	31,067	86,478	98,000
Georgia Tech Research Corporation	0	0	0	112,000
HBM Prensica, LLC	18,800	0	0	0
Intergral and Open Systems, Inc.	0	0	0	75,000
Lab Systems, LLC	64,905	0	0	0
Light Weight Innovations	41,312	0	0	0
Lubrizol Corporation	0	0	30,000	0
Merck Corporate	0	178,616	0	0
Proctor and Gamble	0	0	0	10,000
Ripcord Energy Solutions, LLC	0	0	658,122	0
Sapphire North America	0	2,000	0	0
SeaSpine	0	0	0	16,811
Corporation Funding Total	\$301,693	\$405,667	\$774,600	\$311,811

Amount Awarded by Public/Nonprofit Sponsors

Agency/Sponsor	FY2020	FY2021	FY2022	FY2023
Alliance of Coalitions for Healthy Communities	8,320	11,320	16,582	8,007
Alpha Foundation	745,717	0	0	0
American Association of Colleges of Nursing	0	0	25,000	0
American Cancer Society	0	0	83,384	0
American Chemical Society	0	0	110,000	0
American College of Sports Medicine	0	0	0	9,993
American Heart Association	180,983	0	35,000	154,000
American Nephrology Nurses Association	0	12,293	0	0
American Society of Hematology	6,000	0	0	0
American Society for Clinical Lab. Science	0	4,884	0	0
Arnold P. Gold Foundation	5,500	0	0	0
Art Bridges	12,790	6,350	0	0
Association of American Medical Colleges	5,000	0	0	0
Blue Cross Blue Shield of Michigan Foundation	70,000	3,000	147,500	0
Brain Aneurysm Foundation	0	0	25,000	0
CARE House of Oakland County	30,000	0	0	28,000
Center for Learning and Childhood Development	0	0	6,565	7,063
CH Neilsen Foundation	0	0	0	550,000
Children's Foundation	0	0	39,800	45,000
Community Foundation	0	0	0	56,000
Corewell Health	0	0	0	10,375,000
Daisy Foundation	0	7,500	0	0
Diploma Equity Project	0	0	0	230,000
Easterseals	0	0	0	1,048,425
Forging Foundation (FIERF)	10,000	0	0	0
George Washington University	9,000	0	0	0
Harvard University	52,959	0	0	0
Hazel Park Schools	0	0	0	76,328
Helmsley Charitable Trust	0	0	0	1,503,893
Henry Ford Health System	23,055	59,271	0	0
Imam Mohammad IBN Saud Islamic University	0	163,780	0	0
International Organization Health Sports	0	0	0	1,000
Jonas Nursing and Veterans Healthcare	0	0	15,000	0
Kavli Foundation	0	0	0	55,000
Mental Research Institute	0	0	0	25,000
Michigan Institute for Clinical and Health	0	10,000	0	0
Michigan Health Endowment Fund	484,418	0	378,910	896,060
Michigan Physical Therapy Association	0	500	0	0
Midwest Inter-Professional Practice Education	1,000	0	0	0
National Center for Civic Innovation	0	0	0	108,877
Neilsen Foundation	22,400	0	0	0
Pontiac Regional Chamber	0	0	112,500	0
Purdue University	0	0	0	4,000
Research Corporation for Science Advancement	0	0	55,000	0
Russell Sage Foundation	0	0	34,274	0
Sigma Theta Tau	2,000	1,000	0	0
Social Sciences and Humanities Research	0	6,754	0	0
Spencer Foundation	0	0	0	49,921
United Way	20,000	25,000	0	385,000
University of Buffalo/Spencer	10,324	0	0	0
University of Michigan	0	0	43,988	0
W.K. Kellogg Foundation	0	0	1,000	0
William Beaumont Hospital	0	0	29,748	0
Public/Nonprofit Funding Total	\$1,699,466	\$311,652	\$1,159,251	\$15,616,567

Amounts and Number of Research Awards

Research Awards Fiscal Years 2020-2023



Academic Unit Comparison

College/School	FY2020	FY2021	FY2022	FY2023
College of Arts and Sciences	4,909,847	5,945,914	6,270,603	4,786,376
Eye Research Institute	134,997	1,967,042	1,202,826	0
School of Engineering and Computer Science	1,677,455	2,298,215	6,081,736	7,337,386
School of Education and Human Services	69,418	10,000	112,500	77,921
School of Health Sciences	585,777	137,938	361,084	738,097
School of Medicine	209,554	2,497,150	1,292,647	741,463
School of Nursing	73,000	30,793	10,000	0
Other	36,394	0	0	4,000
Total	7,696,442	\$12,887,052	\$15,331,396	\$13,685,243

FY 2023 Research Awards by Source

Source	Amount	Amount Percentage	Number of Awards	Number Percentage
Federal	10,840,491	79.2%	46	69.7%
State/Local	1,000	0.0%	1	1.5%
Corporate	301,811	2.2%	5	7.6%
Public/Nonprofit	2,541,941	18.6%	14	21.2%
Total	\$13,685,243	100.0%	66	100.0%

Research Awards by Department

Fiscal Years 2020 - 2023

College of Arts and Sciences	FY2020	FY2021	FY2022	FY2023
Art and Art History	0	6,350	0	0
Biological Sciences	1,005,699	882,603	1,690,073	3,739,974
Chemistry	1,313,163	4,089,796	3,366,886	773,445
Communication, Journalism, and Public Relations	0	0	0	150,000
Mathematics and Statistics	0	198,305	0	0
Physics	2,582,665	743,786	717,327	51,195
Psychology	8,320	18,320	496,317	71,762
Sociology and Anthropology	0	6,754	0	0
CAS Total	4,909,847	5,945,914	\$6,270,603	\$4,786,376

Eye Research Institute	FY2020	FY2021	FY2022	FY2023
ERI Total	\$134,997	\$1,967,042	\$1,202,826	\$0

School of Engineering and Computer Science	FY2020	FY2021	FY2022	FY2023
Computer Science and Engineering	825,255	386,746	3,183,391	1,853,099
Electrical and Computer Engineering	512,251	477,078	1,654,804	4,421,322
Industrial and Systems Engineering	79,852	0	0	0
Mechanical Engineering	260,097	1,434,391	1,243,541	1,062,965
SECS Total	\$1,677,455	\$2,298,215	\$6,081,736	\$7,337,386

School of Education and Human Services	FY2020	FY2020	FY2021	FY2022
Human Development and Child Studies	0	30,000	0	28,000
Organizational Leadership	0	39,418	0	0
Reading and Language Arts	0	0	10,000	0
Teacher Development and Educational Studies	0	0	0	49,921
SEHS Total	\$0	\$69,418	\$10,000	\$77,921

School of Health Sciences	FY2020	FY2021	FY2022	FY2023
Clinical and Diagnostic Sciences	0	4,884	0	0
Human Movement Science	0	500	198,037	11,993
Interdisciplinary Health Sciences	522,818	121,154	106,482	719,041
Public and Environmental Wellness	62,959	11,400	56,565	7,063
SHS Total	\$585,777	\$137,938	\$361,084	\$738,097

Research Awards by Department, continued

Fiscal Years 2020 – 2023

School of Medicine	FY2020	FY2021	FY2022	FY2023
SOM Total	\$209,554	\$2,497,150	\$1,292,647	\$741,463

School of Nursing	FY2020	FY2021	FY2022	FY2022
SON Total	\$73,000	30,793	\$10,000	\$0

Other	FY2020	FY2021	FY2022	FY2023
International Education	24,998	0	0	0
Kresge Library	0	0	0	4,000
Research Office	11,396	0	0	0
Other Total	\$36,394	\$0	\$0	\$4,000

Oakland University Total	FY2020	FY2021	FY2022	FY2023
Grand Total Research	\$7,696,442	\$12,887,052	\$15,331,396	\$13,685,243
Grand Total Funding	\$9,663,583	\$16,109,977	\$25,211,069	\$28,946,567

FY 2023 Research Awards by Unit, Department, and Principal Investigator

College of Arts and Sciences

Biological Sciences

Figureiredo, Vandre; The Effect of Microgravity on Skeletal Muscle Ribosome Biogenesis; University of Michigan / National Aeronautics and Space Administration, \$5,000

Govind, Chhabi; Roles for Chromatin Remodeler RSC and Histone Acetyltransferases in Regulating Chromatin Structure and Transcription; National Institutes of Health, \$429,835

Govind, Chhabi; Roles for Chromatin Remodeler RSC and Histone Acetyltransferases in Regulating Chromatin Structure and Transcription; National Institutes of Health, \$62,364

Jiang, Lan; Acquisition of an Olympus SZX7 Fluorescent Stereo Microscope for Dissecting Late-Stage Drosophila Embryos and Selecting Drosophila Embryos with GFP/RFP Tagged Genes; National Institutes of Health, \$23,487

Jiang, Lan; Osiris Genes as Novel Coordinators of Protein Trafficking in Drosophila Trachea; National Institutes of Health, \$18,985

Madlambayan, Gerard; The Role of Hematopoietic Stem and Progenitor Cells in Solid Tumor Growth and Response to Radiation Therapy; National Institutes of Health, \$449,795

Oleksyk, Taras; Comprehensive Study of T1DM Exomes in Ukraine; Helmsley Charitable Trust, \$723,265

Biological Sciences (cont.)

Oleksyk, Taras; Comprehensive Study of T1DM Exomes in Ukraine; Helmsley Charitable Trust, \$780,628

Song, Mi Hye; Proteolytic Regulation of Centrosome Assembly; National Institutes of Health, \$450,000

Villa-Diaz, Luis; PFI-TT: Development of Artificial Substrates for Growth of Human Stem Cells Suitable for Clinical Applications; National Science Foundation, \$250,000

Villa-Diaz, Luis; Investigating the Effects of Stimulated Microgravity on HeLa Cells; University of Michigan / National Aeronautics and Space Administration, \$5,000

Washington, Anthony Valance; Translation Studies of the Planet Specific Receptor Trem Like Transcript; National Institutes of Health, \$387,615

Westrick, Randal; Investigating the Functional Roles of Arl6ip5 in Suppressing Thrombosis; American Heart Association, \$154,000

Chemistry

Dembinski, Roman; Designing Metallodrugs: 1.5-Benzodiazepines Ruthenium Complexes; University of Michigan / National Aeronautics and Space Administration, \$4,000

Kinney, Zacharias; Self-Assembly of Pyridyl-Coinage Metallomacrocyclic: New Directions in Molecular Electronics; University of Michigan / National Aeronautics and Space Administration, \$4,000

Szlag, David; Detecting COVID-19 in Sewage Runoff; Michigan Department of Health and Human Services \$701,445

Wang, Zhe; Electrochemical Sensor for Monitoring Immunological Function during Space Travel; University of Michigan / National Aeronautics and Space Administration, \$4,000

Wang, Zhe; Electrochemical Synthesis of Urea Derivatives on Carbon Nanomaterials under Extreme Atmospheric Conditions; University of Michigan / National Aeronautics and Space Administration, \$5,000

Yang, Ziming; Methylated Organometallic Gases as Potential Biosignatures; The Kavli Foundation, \$55,000

Communication, Journalism, and Public Relations

Ma, Zexin; Communicating Cancer Risk of Alcohol: Impact of Narrative Pictorial Warning Labels; National Institutes of Health, \$150,000

Physics

Srinivasan, Gopalan; EAGER: Magnetoelectric Thin Films for High Frequency Devices; University of Connecticut / National Science Foundation, \$51,195

Psychology

Lewis, Mary; Social Norms Intervention Assessment; Alliance of Coalitions for Healthy Communities, \$8,007

Manning, Mark; Colorectal Screening Fear-Reduction and Racially-Targeted Norm Messaging Entreaties to Increase Colorectal Cancer Screening Rates among African Americans; National Institutes of Health, \$18,750

Manning, Mark; Colorectal Screening Fear-Reduction and Racially-Targeted Norm Messaging Entreaties to Increase Colorectal Cancer Screening Rates among African Americans; National Institutes of Health, \$20,005

Zeigler-Hill, Virgil; Narcissism and Romantic Relationship Functioning: The Mediating Roles of Coercive and Collaborative Theories of Power; Mental Research Institute, \$25,000

School of Engineering and Computer Science

Computer Science and Engineering

Chen, Jingshu; Scalable Space System Fuzzing Using Explainable AI; University of Michigan / National Aeronautics and Space Administration, \$5,000

Fu, Huirong; CyberCorps Scholarship for Service: Cyber Defense of Intelligent Systems; National Science Foundation, \$141,984

Kessentini, Marouane; IUCRC Phase I Oakland University: Center for Pervasive Personalized Intelligence; National Science Foundation, \$375,000

Kessentini, Marouane; CCRI: New: A Software Refactoring Community Infrastructure; National Science Foundation, \$501,097

Ma, Tianle; CRII: III: Self-Supervised Graph Neural Network Meta-Learning for Cancer Multi-Omics and Driver Discovery; National Science Foundation, \$156,911

Malik, Khalid Mahmood; NSF 21-552 Innovation Corps - National Innovation Network Teams Program; National Science Foundation, \$50,000

Xu, Lanyu; CRII: CNS: OCEAN: A Once-for-All Edge Collaboration System for Medical Imaging; National Science Foundation, \$175,000

Xu, Lanyu; NSF Student Travel Grant for 2023 ACM/IEEE Symposium on Edge Computing; National Science Foundation, \$20,000

Xu, Lanyu; NSF Student Travel Grant for 2022 ACM/IEEE Symposium on Edge Computing; National Science Foundation, \$20,000

Xu, Lanyu; An Autonomous, Responsive, and Reliable Robotics System for Space Access; University of Michigan / National Aeronautics and Space Administration, \$5,000

Zytka, Douglas; Collaborative Research: HCC: Small: Understanding Online-to-Offline Sexual Violence through Data Donation from Users; National Science Foundation, \$403,107

Electrical and Computer Engineering

Aloi, Daniel; Oakland University Vehicular Wireless Communications Systems Testing and Standards Facility; National Institute of Standards and Technology, \$3,000,000

Chen, Jun, CAREER: Reconfigurable and Predictive Control with Reinforcement Learning Supervisor for Active Battery Cell Balancing; National Science Foundation, \$500,000

Ganesan, Subramaniam; Systems Architecture for Localization and Mapping of Objects in a non-GPS Environment; Integral and Open Systems Inc., \$75,000

Kaur, Amanpreet; ERI: Low-Cost, Miniaturized, Wideband and Wide-Angle Beam Steering Array for 5G Communication System; National Science Foundation, \$198,496

Louie, Wing-Yue Geoffrey; CAREER: Towards Programmable Social Robots for Everyone: A Teacher-in-the-Loop Learning from Demonstration Framework; National Science Foundation, \$16,000

Louie, Wing-Yue Geoffrey; After Action Reviews with a Virtual Spectator System for Improving Human-Robot Team Performance; University of Michigan / United States Department of Defense, \$39,984

Louie, Wing-Yue Geoffrey; CAREER: Towards Programmable Social Robots for Everyone: A Teacher-in-the-Loop Learning from Demonstration Framework; National Science Foundation, \$586,842

Wiacek, Alycen; Quantitative Ultrasound and Photoacoustic Imaging of Thrombosis; University of Michigan / National Aeronautics and Space Administration, \$5,000

Mechanical Engineering

Golovashchenko, Sergey; Coefficient of Friction Evaluation for Forming-Phase 2 & 3; General Motors Holdings LLC, \$50,652

Golovashchenko, Sergey; Coefficient of Friction Evaluation for Forming; General Motors Corporation \$47,348

Guessous, Laila; Michigan Space Grant Consortium Affiliate Operating Award 2023-2024; University of Michigan / National Aeronautics and Space Administration, \$1,500

Kobus, Krzysztof; Earth System Science STEM Camps, Outreach and Teacher Training; University of Michigan / National Aeronautics and Space Administration, \$20,000

Maisonneuve, Jonathan; ERI: Fertilizer-Based Liquid Desiccants: New Possibilities for Energy Efficient Dehumidification and Water Recycling; National Science Foundation, \$200,000

Mourelatos, Zissimos; Reliable Deep Learning for Data-Driven Mobility Prediction under Uncertainty for Off-Road Autonomous Ground Vehicles; University of Michigan / United States Department of Defense, \$53,198

Mourelatos, Zissimos; Reliable Deep Learning for Data-Driven Mobility Prediction under Uncertainty for Off-Road Autonomous Ground Vehicles; University of Michigan / United States Department of Defense, \$63,402

Nassar, Sayed; Industry-University Cooperative Research Center Program; Georgia Tech Research Corporation, \$112,000

Yang, Ankun; MRI: Acquisition of a Confocal Raman Microscope for Multidisciplinary Research at Oakland University; National Science Foundation, \$315,000

Yoon, Yongsoon; ERI: Hydraulic Cylinder Diagnostics Using Nonlinear Inverse Model Estimation and Frequency Domain Analysis; National Science Foundation, \$199,865

School of Education and Human Services

Human Development and Child Studies

Wakabayashi, Tomoko; Family Resilience Home Visiting Program; CARE House of Oakland County, \$28,000

Teacher Development and Educational Studies

Bismack, Amber; Justice-Oriented Teaching for Scientific Sensemaking in Elementary Teacher Education; Spencer Foundation, \$49,921

School of Health Sciences

Human Movement Science

Doherty, Deborah; Student Project for Mariah Gleeson; International Organization Health Sports Kinesiology, \$1,000

Doherty, Deborah; High-Velocity Resistance Training Intervention in Chemotherapy-Induced Peripheral Neuropathy; Michigan Physical Therapy Association, \$1,000

Jones, Melissa; Stigma, Health, and Activity in Pregnancy: The SHAPE study; American College of Sports Medicine, \$9,993

Interdisciplinary Health Sciences

Papadimitriou, Christina; Developing a Standardized Process Assessment for Relationship-Centered Shared Decision-Making; George Washington University / National Institutes of Health, \$169,041

Rohn, Edward; Shared Decision-Making in Spinal Cord Injury-related Chronic Pain Management; CH Neilsen Foundation, \$550,000

Public and Environmental Wellness

Sakyi, Kwame; CLDC-Ghana Research Initiative; Center for Learning and Childhood Development-Ghana \$7,063

School of Medicine

Baxa, Dwayne; Evaluation of Bacteriostatic Characteristics of NanoMetaline; SeaSpine, \$16,811

Hurse, Deidre; Clinician and Community Interventions to Address Syphilis: An Inequitable Driver of Infant Mortality; Michigan Health Endowment Fund, \$146,064

Karamyan, Vardan; Development and Characterization of Peptidomimetic Small Molecule Activators of Peptidase Neurolysin for Stroke Therapy; National Institutes of Health, \$578,588

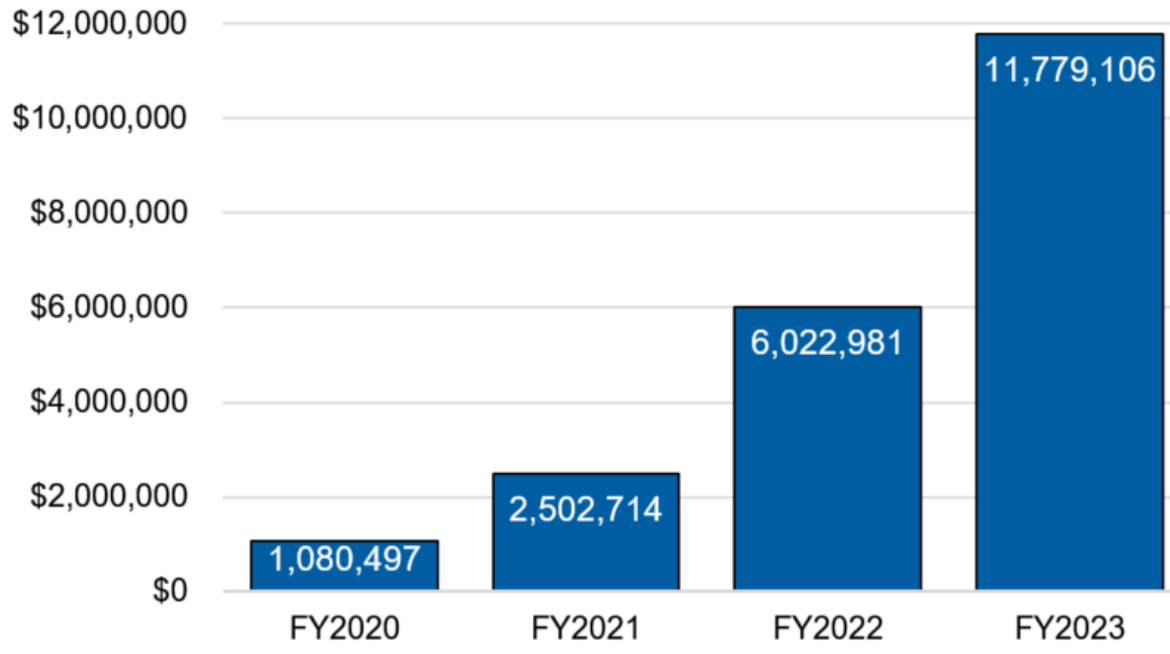
Other

Kresge Library

Greer, Katie; Librarians on the Front Lines: Countering Conspiracy Theories Together; Purdue University, \$4,000

Amounts and Number of Instruction Awards

Instruction Awards Fiscal Years 2020-2023



Academic Unit Comparison

Academic Unit	FY2020	FY2021	FY2022	FY2023
School of Engineering and Computer	270,539	0	147,958	149,416
School of Education and Human Services	24,524	0	0	0
School of Health Sciences	3,200	0	0	1,251,258
School of Nursing	217,606	2,195,252	243,373	10,378,432
Other	564,628	307,462	5,631,650	0
Total	\$1,080,497	\$2,502,714	\$6,022,981	\$11,779,106

FY 2023 Instruction Awards by Source

Source	Amount	Amount Percentage	Number of Awards	Number Percentage
Federal	1,400,674	11.89%	2	50.0%
Public/Non-Profit	10,375,000	88.08%	1	25.0%
State/Local	3,432	0.03%	1	25.0%
Total	\$11,779,106	100.0%	4	100.0%

Instruction Awards by Department

Fiscal Years 2020 – 2023

School of Engineering and Computer Science	FY2020	FY2021	FY2022	FY2023
Computer Science and Engineering	99,992	0	147,958	149,416
Electrical and Computer Engineering	79,812	0	0	0
Mechanical Engineering	90,735	0	0	0
SECS Total	270,539	\$0	\$147,958	\$149,416

School of Education and Human Services	FY2020	FY2021	FY2022	FY2023
Human Development and Child Studies	14,200	0	0	0
Reading and Language Arts	10,324	0	0	0
SEHS Total	\$24,524	\$0	\$0	\$0

School of Health Sciences	FY2020	FY2021	FY2022	FY2023
Public and Environmental Wellness	3,200	0	0	1,251,258
SEHS Total	\$3,200	\$0	\$0	\$1,251,258

School of Nursing	FY2020	FY2021	FY2022	FY2023
SON Total	\$217,606	\$2,195,252	\$243,373	\$10,378,432

Other	FY2020	FY2021	FY2022	FY2023
Academic Affairs	0	0	1,600,000	0
Center for Multicultural Initiatives	100,483	0	0	0
Graduate School	0	0	25,000	0
International Education	408,795	0	0	0
Lowry Center for Early Childhood	0	0	412,000	0
OUCARES	0	0	39,800	0
Pre-College Programs	55,350	0	0	0
Student Affairs and Diversity	0	100,483	0	0
Upward Bound	0	206,979	3,554,850	0
CAS Total	\$564,628	\$307,462	\$5,631,650	\$0

Oakland University Total	FY2020	FY2021	FY2022	FY2023
Grand Total Instruction	\$1,080,497	\$2,502,714	\$6,022,981	\$11,779,106
Grand Total Funding	\$9,663,583	16,109,977	\$25,211,069	\$28,946,567

FY 2023 Instruction Awards by Unit, Department and Principal Investigator

School of Engineering and Computer Science

Computer Science and Engineering

Fu, Huirong; Oakland University GenCyber Teacher Program; National Security Agency, \$149,416

School Of Health Sciences

Public and Environmental Wellness

Dean, Caress; Geriatric Training Programs for Physicians, Dentists, and Behavioral/Mental Health Professions; Health Resources and Services Administration, \$1,251,258

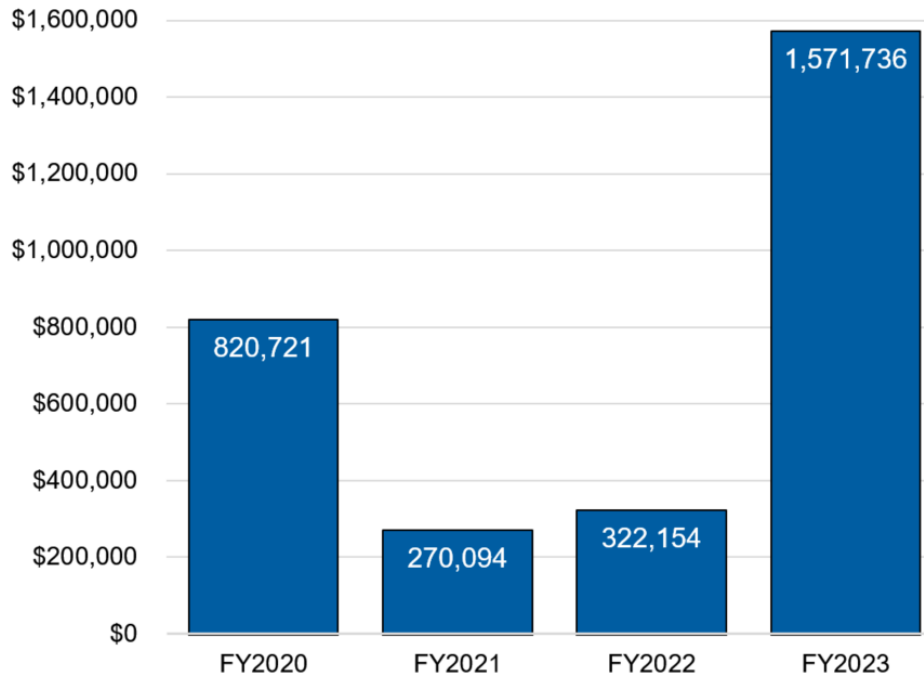
School of Nursing

St Denis, Michele; Corewell Health Participant Support-Corewell Health Nurse Scholars Program; Corewell Health, \$10,375,000

Vallie, Stephanie; Sim-Lab Enhancements for the School of Nursing; Michigan Department of Health and Human Services, \$3,432

Amounts and Number of Public Service Awards

**Public Service Awards
Fiscal Years 2020 – 2023**



Academic Unit Comparison

Academic Unit	FY2020	FY2021	FY2022	FY2023
College of Arts and Sciences	44,290	30,750	34,274	10,000
School of Engineering and Computer Science	0	0	30,000	0
School of Education and Human Services	0	85,800	25,000	58,400
School of Health Sciences	0	0	60,000	988,336
Other	776,431	153,544	172,880	515,000
Total	\$820,721	\$270,094	\$322,154	\$1,571,736

FY 2023 Public Service Awards by Source

Source	Amount	Amount Percentage	Number of Awards	Number Percentage
Federal	238,340	15.2%	1	10.0%
State/Local	187,500	11.9%	4	40.0%
Corporate	10,000	0.6%	1	10.0%
Public/Nonprofit	1,135,896	72.3%	4	40.0%
Total	\$1,571,736	100.0%	10	100.0%

Public Service Awards by Department

College of Arts and Sciences	FY2020	FY2021	FY2022	FY2023
Art and Art History	20,290	750	0	0
Chemistry	0	30,000	0	0
Political Science	4,000	0	0	0
Psychology	20,000	0	34,274	10,000
Sociology and Anthropology	0	0	0	0
CAS Total	\$44,290	\$30,750	\$34,274	\$10,000

School of Engineering and Computer Science	FY2020	FY2021	FY2022	FY2023
Mechanical Engineering	0	0	30,000	0
SEHS Total	\$0	\$0	\$30,000	\$0

School of Education and Human Services	FY2020	FY2021	FY2022	FY2023
Human Development and Child Studies	0	85,800	25,000	58,400
SEHS Total	\$0	\$85,800	\$25,000	\$58,400

School of Health Sciences	FY2020	FY2021	FY2022	FY2023
Interdisciplinary Health Sciences	0	0	60,000	988,336
SEHS Total	\$0	\$0	\$60,000	\$988,336

Other	FY2020	FY2021	FY2022	FY2023
Diversity, Equity and Inclusion	0	0	0	0
Environmental Health and Safety	174,430	0	0	0
Lowry Center for Early Childhood	0	0	1,000	0
Macomb-OU Incubator	30,000	98,663	0	0
OU CARES	0	0	0	385,000
OU Incubator	80,000	54,881	71,880	30,000
Research Office	492,001	0	100,000	100,000
Other Total	\$776,431	\$153,544	\$172,880	\$515,000

Oakland University Total	FY2020	FY2021	FY2022	FY2023
Total Public Service Awards	\$820,721	\$270,094	\$322,154	\$1,571,736
Grand Total Funding	9,663,583	\$16,109,977	\$25,211,069	\$28,946,567

FY 2023 Public Service Awards by Unit, Department and Principal Investigator

College of Arts and Sciences

Psychology

Manning, Mark; Community-Based Undergraduate Research Experience, Proctor and Gamble, \$10,000

School of Education and Human Services

Human Development and Child Studies

Kranak, Michael; Providing Workshop-Based Behavioral Coaching to General and Special Educators, Hazel Park Schools, \$900

Wakabayashi, Tomoko; Youth Michigan ACE Initiative Community Champions; Oakland Livingston Human Service Agency, \$2,500

Wakabayashi, Tomoko; Early Literacy Essentials Training Evaluation Project; Michigan Association of Intermediate School Administrators, \$55,000

School of Health Sciences

Interdisciplinary Health Sciences

Lucarelli, Jennifer; Pontiac STEPS that Support Active Living; Michigan Health Endowment Fund, \$250,000

Lucarelli, Jennifer; Tech Rx: Increasing Produce Prescription Program Efficacy
Michigan Health Endowment Fund \$499,996

Stevenson, Laurel; Prescription for a Healthy Oakland; Oakland County Health Division / United States Department of Agriculture, \$238,340

Other

OU CARES

Rohrbeck, Kristin; OU Center for Autism Out of School Services Expansion; United Way for Southeastern Michigan, \$385,000

OU Incubator

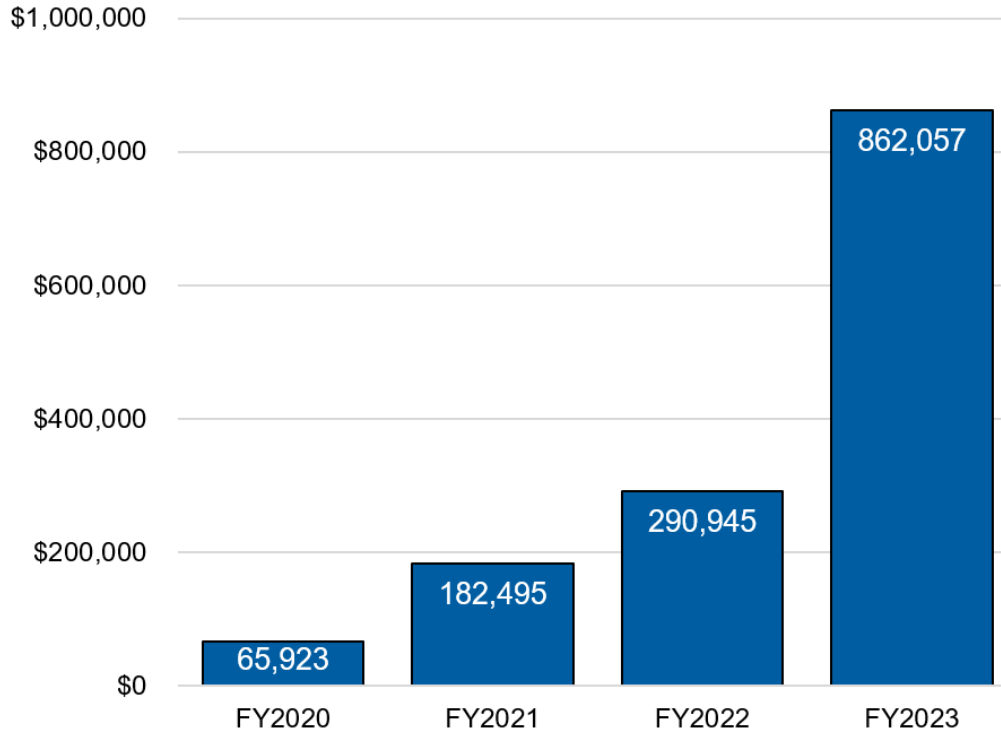
Kent, Stephen; Accelerator Development Funds-Discretionary; Grand Valley State University / Michigan Economic Development Corporation, \$30,000

Research Office

Stone, David; Business Incubator Programs: Incubator Gatekeeper; Michigan Economic Development Corporation, \$100,000

Amounts and Number of Student Service Awards

Student Service Awards Fiscal Years 2020 – 2023



Academic Unit Comparison

Academic Unit	FY2020	FY2021	FY2022	FY2023
School of Education and Human Services	6,090	0	0	184,305
School of Engineering and Computer Science	0	0	88,735	218,891
School of Medicine	0	0	0	27,378
Other	59,833	182,495	202,210	431,483
Total	\$65,923	\$182,495	\$290,945	\$862,057

FY 2023 Student Services Awards by Source

Source	Amount	Amount Percentage	Number of Awards	Number Percentage
Federal	258,017	29.9%	3	33.3%
State/Local	88,735	10.3%	1	11.1%
Corporate	0	0.0%	0	0.0%
Public/Nonprofit	515,305	59.8%	5	55.6%
Total	\$862,057	100.0%	9	100.0%

Student Service Awards by Department

School of Education and Human Services	FY2020	FY2021	FY2022	FY2023
Human Development and Child Studies	6,090	0	0	75,428
Teacher Development and Educational Studies	0	0	0	108,877
SEHS Total	\$6,090	\$0	\$0	\$184,305

School of Engineering and Computer Science	FY2020	FY2021	FY2022	FY2023
Computer Science and Engineering	0	0	0	130,156
Mechanical Engineering	6,090	0	88,735	88,735
SECS Total	\$6,090	\$0	\$88,735	\$218,891

School of Medicine	FY2020	FY2021	FY2022	FY2023
Foundational Medical Studies	0	0	0	27,378
SOM Total	\$0	\$0	\$0	\$27,378

Other	FY2020	FY2021	FY2022	FY2023
Center for Multicultural Initiatives	0	0	100,483	100,483
Counseling Center	0	0	0	101,000
Diversity, Equity and Inclusion	49,890	0	0	0
Kresge Library	9,943	0	0	0
Pre-College Programs	0	182,495	101,727	0
Student Affairs and Diversity	0	0	0	230,000
Other Total	\$59,833	\$182,495	\$202,210	\$431,483

Oakland University Total	FY2020	FY2021	FY2022	FY2023
Total Student Services Awards	\$65,923	\$182,495	\$290,945	\$862,057
Grand Total Funding	9,663,583	\$16,109,977	\$25,211,069	\$28,946,567

FY 2023 Student Service Awards by Unit, Department and Principal Investigator

School of Education and Human Services

Human Development and Child Studies

Kranak, Michael; Mi-GUIDES: Michigan Groups United to Inspire, Drive, and Educate Students; Hazel Park Schools, \$75,428

Teacher Development and Educational Studies

Bismack, Amber; OpenSciEd Elementary Developers Consortium: Supporting Meaningful Three-Dimensional Science and Literacy for K-5 Classrooms; Northwestern University, \$108,877

School of Engineering and Computer Science

Computer Science and Engineering

Fu, Huirong; Oakland University GenCyber Student Program; National Security Agency, \$130,156

Mechanical Engineering

Kobus, Kzysztof; Michigan College and University Partnership - Year 6; State of Michigan, \$88,735

School of Medicine

Clemans, Rebecca; MI CARES 3.0 Grant; Michigan State University / Michigan Department of Human Services, \$27,378

Other

Center for Multicultural Initiatives

Brown-El, Omar; Select Student Support Services - Year 6; Michigan Department of Labor and Economic Opportunity, \$100,483

Counseling Center

Schwartz, David; Grizz Recovery Program Children's Foundation; The Children's Foundation, \$45,000

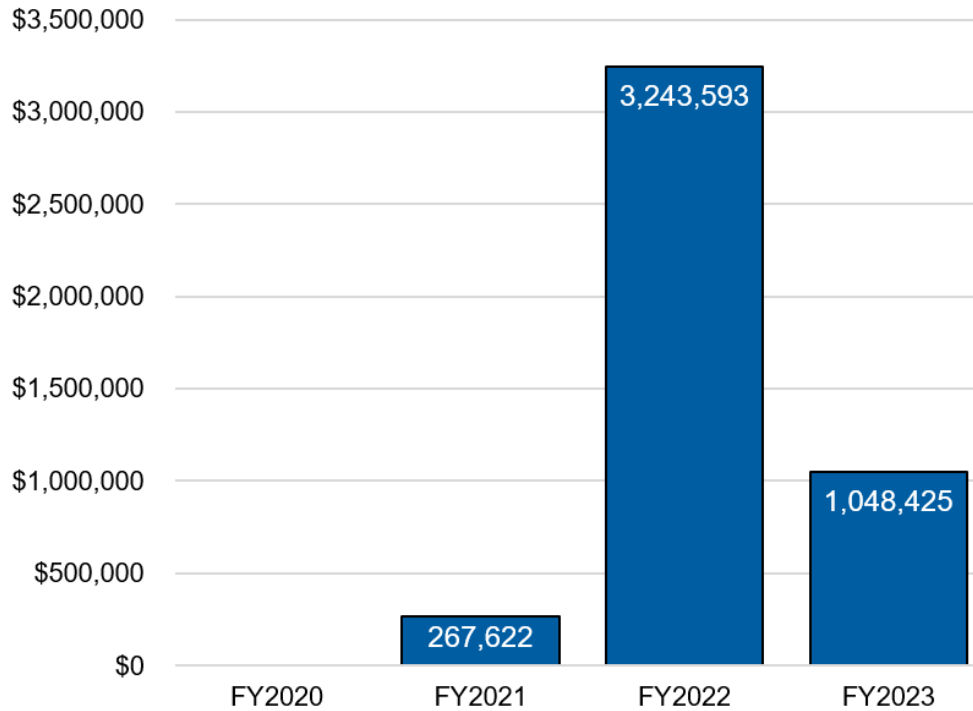
Schwartz, David; Grizz Recovery Program Community Foundation; Community Foundation for Southeast Michigan, \$56,000

Student Affairs and Diversity

Meldrum, John; DREAM Initiative; Diploma Equity Project, \$230,000

Amounts and Number of Scholarship & Fellowship Awards

**Scholarship & Fellowship Awards
Fiscal Years 2020 – 2023**



Academic Unit Comparison

Academic Unit	FY2020	FY2021	FY2022	FY2023
College of Arts and Sciences	0	0	0	1,048,425
School of Engineering and Computer Science	0	0	3,198,315	0
School of Nursing	0	267,622	45,278	0
Total	\$0	\$267,622	\$3,243,593	\$1,048,425

FY 2023 Scholarship & Fellowship Awards by Source

Source	Amount	Amount Percentage	Number of Awards	Number Percentage
Federal	0	0.0%	0	0.0%
State/Local	0	0.0%	0	0.0%
Corporate	0	0.0%	0	0.0%
Public/Nonprofit	1,048,425	100.0%	1	100.0%
Total	\$1,048,425	100.0%	1	100.0%

Scholarship and Fellowship Awards by Department

School of Engineering and Computer Science	FY2020	FY2021	FY2022	FY2023
Computer Science and Engineering	0	0	3,198,315	0
Other Total	\$0	\$0	\$3,198,315	\$0

School of Nursing	FY2020	FY2021	FY2022	FY2023
SON Total	\$0	\$267,622	\$45,278	\$0

Oakland University Total	FY2020	FY2021	FY2022	FY2023
Total Scholarship & Fellowship Awards	\$0	\$267,622	\$3,243,593	\$1,048,425
Grand Total Funding	9,663,583	\$16,109,977	\$25,211,069	\$28,946,567

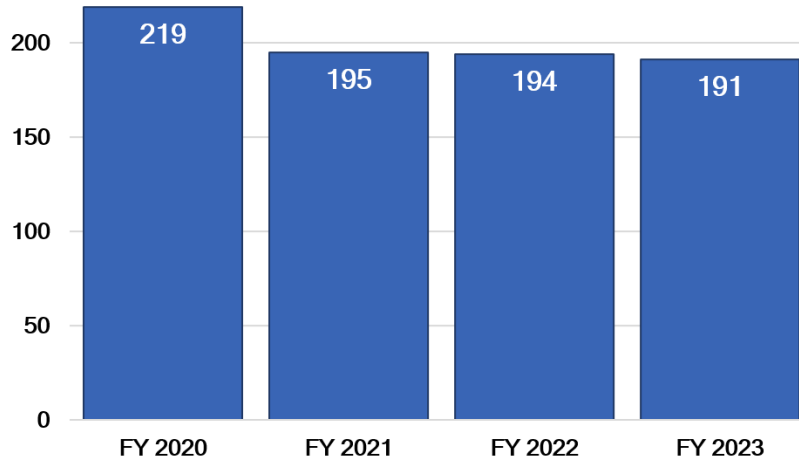
FY 2023 Scholarship and Fellowship Awards by Unit, Department and Principal Investigator

College of Arts and Sciences

Office of the Dean

Carey, Elaine; Easterseals Master of Social Work Program; Easterseals, \$1,048,425

Number of Proposals Submitted, FY 2020-2023

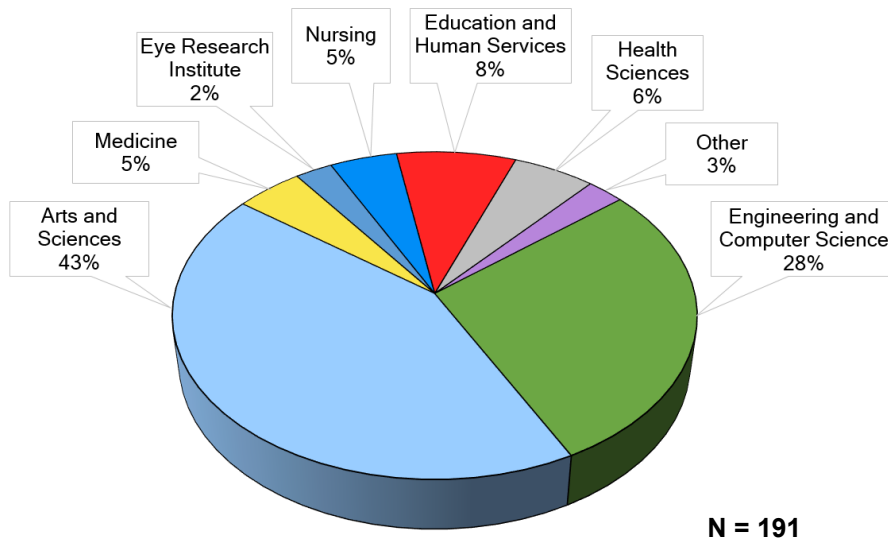


Number of Proposals Submitted by Academic Unit, FY 2020-2023

Academic Unit	FY2020	FY2021	FY2022*	FY2023	Grand Total
CAS	109	90	78	82	359
ERI	2	5	4	5	16
SBA	1	1	1	0	3
SECS	68	54	65	54	241
SEHS	9	10	10	16	45
SHS	7	13	13	11	44
SOM	5	11	18	9	43
SON	10	9	5	9	33
Other	8	2	4	5	19
Grand Total	219	195	198	191	803

*Total does not include 4 proposals totaling \$62,311,506 that were part of the Government funded CARES Act.

FY 2023 Proposals Submitted by Academic Unit



Comparison of FY2022 and FY2023, Number of Proposals Submitted by Academic Unit

College of Arts and Sciences	FY2022	FY2023
Biological Sciences	31	38
Chemistry	30	30
Mathematics and Statistics	2	4
Physics	6	3
Political Science (Pre-Law)	1	0
Psychology	6	5
Sociology and Anthropology	1	1
Writing and Rhetoric	1	1
CAS Total	78	82

Eye Research Institute	FY2022	FY2023
ERI Total	4	5

School of Business Administration	FY2022	FY2023
Management and Marketing	1	0
SBA Total	1	0

School of Engineering and Computer Science	FY2022	FY2023
Computer Science and Engineering	24	18
Electrical and Computer Engineering	16	17
Industrial and Systems Engineering	5	4
Mechanical Engineering	20	15
SECS Total	65	54

School of Education and Human Services	FY2022	FY2023
Human Development and Child Studies	9	11
Lowry Center for Early Childhood Education	1	0
Reading and Language Arts	0	2
Teacher Development and Educational Studies	0	3
SEHS Total	10	16

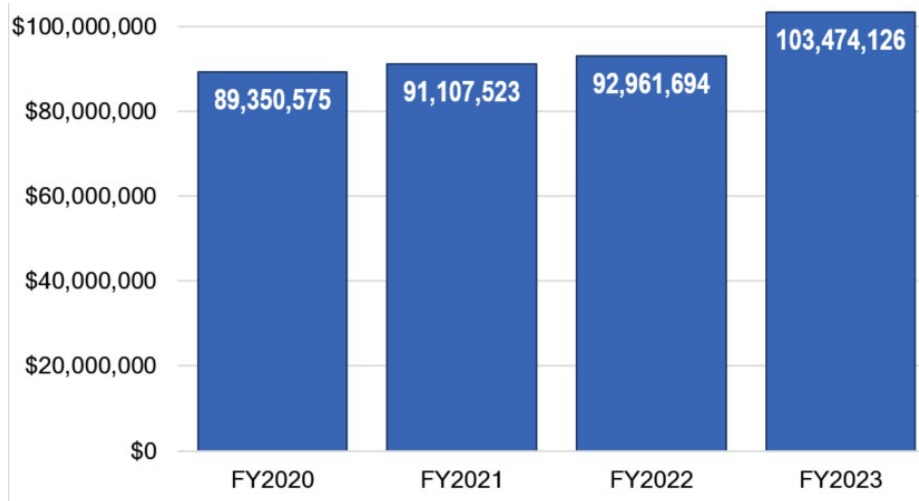
School of Health Science	FY2022	FY2023
Clinical Diagnostic Sciences	2	0
Human Movement Science	2	1
Interdisciplinary Health Science	5	9
Public and Environmental Wellness	4	1
SHS Total	13	11

School of Medicine	FY2022	FY2023
SOM Total	18	9

School of Nursing	FY2022	FY2023
SON Total	5	9

Other	FY2022	FY2023
Academic Affairs	1	1
Center for Multicultural Initiatives	1	1
Global Engagement	0	1
Library	0	1
OU CARES	1	0
Project Upward Bound	1	0
Student Affairs and Diversity	0	1
Other Total	4	5

Proposal Funding Requested, FY 2020-2023

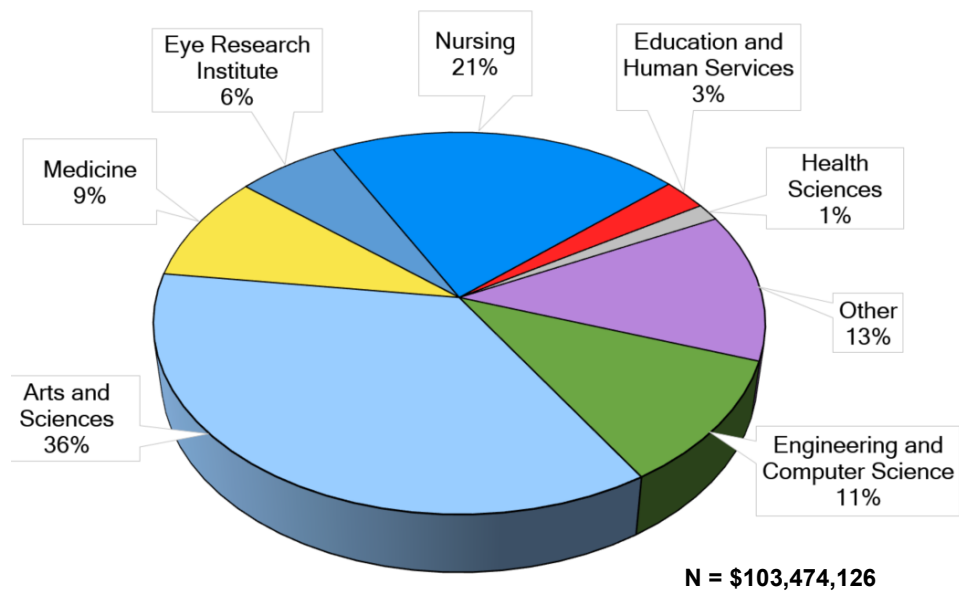


Amount Requested by Academic Unit, FY 2020-2023

Academic Unit	FY2020	FY2021	FY2022*	FY2023	Grand Total
CAS	53,597,283	40,830,887	44,405,630	37,226,394	176,060,194
ERI	2,300,649	7,134,587	4,166,323	6,392,795	19,994,354
SBA	2,500	56,250	368,320	0	427,070
SECS	20,397,225	28,378,947	18,584,449	11,176,660	78,537,281
SEHS	1,481,871	3,576,024	4,419,466	2,752,088	12,229,449
SHS	1,920,229	2,003,127	2,310,964	1,500,324	7,734,664
SOM	2,581,784	4,241,338	12,058,441	9,374,773	28,256,336
SON	5,297,359	4,760,880	1,171,322	22,014,939	33,244,500
Other	1,771,675	125,483	5,476,779	13,036,153	20,410,090
Grand Total	\$89,350,575	\$91,107,523	\$92,961,694	\$103,474,126	\$376,893,918

*Total does not include 4 proposals totaling \$62,311,506 that were part of the Government funded CARES Act.

FY 2023 Percentage of Funding Dollars Requested by Academic Unit



Comparison of FY2022 and FY2023, Proposal Funding Requested by Academic Unit

College of Arts and Sciences	FY2022	FY2023
Biological Sciences	25,255,096	22,570,874
Chemistry	14,994,456	11,412,899
Mathematics and Statistics	371,467	624,091
Physics	959,524	1,264,496
Psychology	2,667,744	1,014,856
Sociology and Anthropology	3,800	314,576
Writing and Rhetoric	14,914	24,602
CAS Total	\$44,405,630	\$37,226,394

Eye Research Institute	FY2022	FY2023
ERI Total	\$4,166,323	\$6,392,795

School of Business Administration	FY2022	FY2023
Management and Marketing	368,320	0
SBA Total	\$368,320	\$0

School of Engineering & Computer Science	FY2022	FY2023
Computer Science and Engineering	9,390,689	2,663,754
Electrical and Computer Engineering	4,312,352	6,481,865
Industrial and Systems Engineering	2,022,904	638,389
Mechanical Engineering	2,858,504	1,392,652
SECS Total	\$18,584,449	\$11,176,660

School of Education and Human Services	FY2022	FY2023
Human Development and Child Studies	4,276,966	1,749,816
Lowry Center for Early Child Education	142,500	0
Reading and Language Arts	0	149,997
Teacher Development and Educational Studies	0	852,275
SEHS Total	\$4,419,466	\$2,752,088

School of Health Sciences	FY2022	FY2023
Clinical and Diagnostic Sciences	154,534	0
Human Movement Science	198,037	1,000
Interdisciplinary Health Sciences	590,321	1,109,868
Public and Environmental Wellness	1,368,072	389,456
SHS Total	\$2,310,964	\$1,500,324

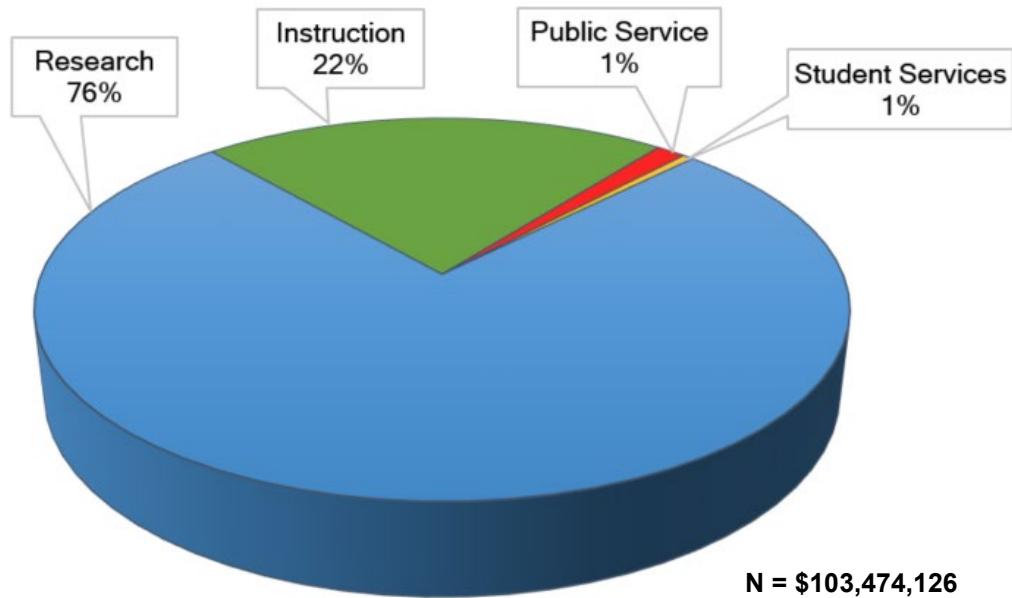
School of Medicine	FY2022	FY2023
SOM Total	\$12,058,441	\$9,374,773

School of Nursing	FY2022	FY2023
SON Total	\$1,171,322	\$22,014,939

Other	FY2022	FY2023
Academic Affairs	1,600,000	12,560,986
Center for Multicultural Initiatives	100,483	100,483
Global Engagement	0	320,684
OU CARES	39,800	0
OU Libraries	0	4,000
Project Upward Bound	3,736,496	0
Student Affairs and Diversity	0	50,000
Other Total	\$5,476,779	\$13,036,153

FY 2023 Proposal Funding Requested by Purpose

FY2023 • Amount Requested by Purpose



College of Arts and Sciences	Research	Instruction	Public Service	Student Services	Scholarships Fellowships
Biological Sciences	22,405,874	165,000	0	0	0
Chemistry	11,412,899	0	0	0	0
Mathematics and Statistics	599,091	0	0	0	25,000
Physics	1,264,496	0	0	0	0
Psychology	994,856	10,000	0	10,000	0
Sociology, Anthropology, Social	314,576	0	0	0	0
Writing and Rhetoric	0	0	24,602	0	0
CAS Total	\$36,991,792	\$175,000	\$24,602	\$10,000	\$25,000

Eye Research Institute	Research	Instruction	Public Service	Student Services	Scholarships Fellowships
ERI Total	\$6,392,795	\$0	\$0	\$0	\$0

School of Engineering and Computer Science	Research	Instruction	Public Service	Student Services	Scholarships Fellowships
Computer Science and Engineering	2,379,155	284,599	0	0	0
Electrical and Computer Engineering	6,481,865		0	0	0
Industrial and Systems Engineering	638,389		0	0	0
Mechanical Engineering	1,383,153	9,499	0	0	0
SECS Total	\$10,882,562	\$294,098	\$0	\$0	\$0

FY 2023 Proposal Funding Requested by Purpose, continued

School of Education and Human Services	Research	Instruction	Public Service	Student Services	Scholarships Fellowships
Human Development & Child Studies	1,202,982	13,006	458,400	75,428	0
Reading and Language Arts	0	0	0	149,997	0
Teacher Development and Educational Studies	748,132	0	0	104,143	0
SEHS Total	\$1,951,114	\$13,006	\$458,400	\$329,568	\$0

School of Health Sciences	Research	Instruction	Public Service	Student Services	Scholarships Fellowships
Human Movement Science	1,000	0	0	0	0
Interdisciplinary Health Sciences	214,272	0	895,596	0	0
Public and Environmental Wellness	389,456	0	0	0	0
SHS Total	\$604,728	\$0	\$895,596	\$0	\$0

School of Medicine	Research	Instruction	Public Service	Student Services	Scholarships Fellowships
SOM Total	\$9,342,395	\$0	\$0	\$32,378	\$0

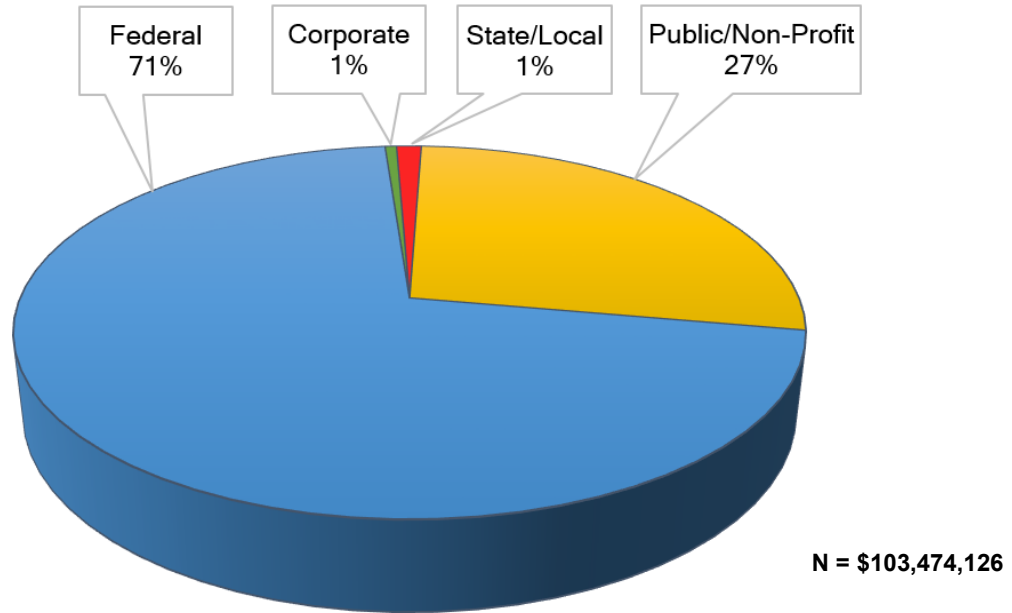
School of Nursing	Research	Instruction	Public Service	Student Services	Scholarships Fellowships
SON Total	\$22,016	\$21,944,173	\$48,750	\$0	\$0

Other	Research	Instruction	Public Service	Student Services	Scholarships Fellowships
Academic Affairs	12,560,986	0	0	0	0
Center for Multicultural Initiatives	0	0	0	100,483	0
Global Engagement	0	320,684	0	0	0
OU Libraries	0	4,000	0	0	0
Student Affairs and Diversity	0	0	0	50,000	0
Other	\$12,560,986	\$324,684	\$0	\$150,483	\$0

Oakland University Total	Research	Instruction	Public Service	Student Services	Scholarships Fellowships
Grand Total	\$78,748,388	\$22,750,961	\$1,427,348	\$522,429	\$25,000

FY 2023 Proposal Funding Requested by Source

FY2023 • Amount Requested by Source



College of Arts & Sciences	Federal	State/Local	Corporate	Public/Nonprofit
Biological Sciences	21,404,122	317,011	0	849,741
Chemistry	8,023,150	0	964,360	2,425,389
Mathematics and Statistics	599,091	0	0	25,000
Physics	1,264,496	0	0	0
Psychology	969,856	0	20,000	25,000
Sociology and Anthropology	0	0	0	314,576
Writing and Rhetoric	0	24,602	0	0
CAS Total	\$32,260,715	\$341,613	\$984,360	\$3,639,706

Eye Research Institute	Federal	State/Local	Corporate	Public/Nonprofit
ERI Total	\$6,392,795	\$0	\$0	\$0

FY 2023 Proposal Funding Requested by Source, continued

School of Engineering and Computer Science	Federal	State/Local	Corporate	Public/Nonprofit
Computer Science and Engineering	1,981,567	75,000	0	607,187
Electrical and Computer Engineering	6,010,341	0	0	471,524
Industrial and Systems Engineering	490,702	0	147,687	0
Mechanical Engineering	1,163,154	0	99,999	129,499
SECS Total	\$9,645,764	\$75,000	\$247,686	\$1,208,210

School of Education and Human Services	Federal	State/Local	Corporate	Public/Nonprofit
Human Development & Child Studies	1,033,904	57,500	0	658,412
Reading and Language Arts	0	0	0	149,997
Teacher Development and Educational Studies	731,757	0	0	120,518
SEHS Total	\$1,765,661	\$57,500	\$0	\$928,927

School of Health Sciences	Federal	State/Local	Corporate	Public/Nonprofit
Human Movement Science	0	0	0	1,000
Interdisciplinary Health Sciences	29,810	0	0	1,080,058
Public and Environmental Wellness	389,456	0	0	0
SHS Total	\$419,266	\$0	\$0	\$1,081,058

School of Medicine	Federal	State/Local	Corporate	Public/Nonprofit
SOM Total	\$8,979,892	\$0	\$16,811	\$378,070

School of Nursing	Federal	State/Local	Corporate	Public/Nonprofit
SON Total	\$1,151,819	3,432	\$0	20,859,688

Other	Federal	State/Local	Corporate	Public/Nonprofit
Academic Affairs	12,560,986	0	0	0
Center for Multicultural Initiatives	0	100,483	0	0
Global Engagement	320,684	0	0	0
OU Libraries	0	0	0	4,000
Student Affairs and Diversity	0	0	0	50,000
Other Total	\$12,881,670	\$100,483	\$0	\$54,000

Oakland University Total	Federal	State/Local	Corporate	Public/Nonprofit
Grand Total	\$73,497,582	\$578,028	\$1,248,857	\$28,149,659

Research, Innovation, and Engagement Town Hall – FY 2022 Winners

Frank Giblin Lifetime Achievement Award

Dr. Zissimos Mourelatos
Department of Mechanical Engineering, SECS

Researcher of the Year Award

Dr. Marouane Kessentini
Department of Computer Science and Engineering, SECS

Most Active Research Award

Dr. Marouane Kessentini
Department of Computer Science and Engineering, SECS

Xiangqun Zeng Most Active Grant Seeker Award

Dr. Colin Wu
Department of Chemistry, CAS

Outstanding Junior Investigator Award

Dr. Colin Wu
Department of Chemistry, CAS

Outstanding Research Department Award

Department of Chemistry, CAS

Research Office

Wilson Hall, Room 529 | 371 Wilson Boulevard, Rochester, MI 48309-4486
(248) 370-2762 | oakland.edu/research

